



# Delivering the Future of Genomic Medicines

---

November 12, 2024

# Forward-Looking Statements

This presentation, and accompanying oral commentary, contains forward-looking statements regarding our current expectations. These forward-looking statements include, without limitation, statements relating to: the therapeutic and commercial potential of our product candidates and engineered capsids, including the ability of STACTM-BBB to unlock significant potential for the treatment of various neurological diseases, our plans to focus on epigenetic regulation and capsid engineering, the potential to develop, obtain regulatory approvals for and commercialize durable, safe and effective therapies to treat certain diseases and the timing, availability and costs of such therapies, the potential to use ZF, the MINT platform, SIFTER and other technologies to develop durable, safe and effective therapies and capsids, the potential for us to benefit and earn development and commercial milestone and royalty payments from our collaborations and the timing of any such benefits and payments, the potential for Genentech to complete clinical development, regulatory interactions, manufacturing and global commercialization of any resulting products, Pfizer's continued advancements of the giroctocogene fitelparvovec program, including the potential for Pfizer to complete clinical development, regulatory interactions, manufacturing and global commercialization of any resulting products, anticipated revenues from existing and new collaborations and the timing thereof, plans and expectations to seek partners or collaborators for certain of our programs, the potential for isaralgagene civaparvovec to qualify for the FDA's Accelerated Approval program, including the adequacy of data generated in the Phase 1/2 STAAR study to support any such approval; expectations concerning the availability of additional data to support a potential BLA submission for isaralgagene civaparvovec, and the timing of such submission; the potential to accelerate the expected timeline to approval and bring isaralgagene civaparvovec to patients sooner than previously expected; the anticipated advancement of isaralgagene civaparvovec to registration, including our plans to seek a potential collaboration partner, plans regarding our financial resources, including the sufficiency thereof and plans to reduce our operating expenses, the impact of our streamlined structure and future potential cost reductions, anticipated plans and timelines for us and our collaborators conducting our ongoing and potential future clinical trials and presenting data from our clinical trials and those of our partners and making regulatory submissions, the anticipated advancement of our product candidates to late-stage development, including potential future registrational trials, execution of our corporate strategy, our pipeline, the identification of additional targets, and the advancement of preclinical programs to the clinic, key milestones and catalysts, and other statements that are not historical fact. These statements are not guarantees of future performance and are subject to certain risks and uncertainties that are difficult to predict. Our actual results may differ materially and adversely from those expressed. Factors that could cause actual results to differ include, without limitation, the uncertain and costly research and development process, including the risk that preclinical results may not be indicative of any future clinical trials, risks and uncertainties related to macroeconomic factors, including as a result of ongoing overseas conflicts, disruptions in access to bank deposits and lending commitments due to bank failure, on the global business environment, healthcare systems and business and operations of us and our collaborators, including the initiation and operation of clinical trials; the research and development process; the uncertain timing and unpredictable results of clinical trials, including whether preliminary or initial clinical trial data will be representative of final clinical trial data and whether final clinical trial data will validate the safety, efficacy and durability of product candidates; the impacts of clinical trial delays, pauses and holds on clinical trial timelines and commercialization of product candidates; the unpredictable regulatory approval process for product candidates across multiple regulatory authorities; the manufacturing of products, product candidates and capsids; the commercialization of approved products; the potential for technological developments that obviate technologies used by us and our collaborators; the potential for us or our collaborators to breach or terminate collaboration agreements; the potential for us to fail to realize our expected benefits of our collaborations; the uncertainty of our future capital requirements, financial performance and results, our lack of capital resources to fully develop, obtain regulatory approval for and commercialize our product candidates, including our ability to secure collaboration for some of our programs, our ability to secure the funding required to advance our preclinical programs in a timely manner or at all; and our need for substantial additional funding to execute our operating plan and to operate as a going concern, including the risk we will be unable to obtain the funding necessary to advance our preclinical and clinical programs and to otherwise operate as a going concern in which case we may be required to cease operations entirely, liquidate all or portion of our assets and/or seek protection under applicable bankruptcy laws middle all or a portion of out. There can be no assurance that we and our collaborators will be able to develop commercially viable products. These risks and uncertainties are described more fully in our Annual Report on Form 10-K for the fiscal year ended December 31, 2023, as supplemented by Sangamo's Quarterly Reports on Form 10-Q for the quarter ended September 30, 2024, as filed with the Securities and Exchange Commission ("SEC") and future reports filed with the SEC. Forward-looking statements contained in this presentation speak only as of the date hereof, and we undertake no duty to update such information except as required under applicable law. This presentation concerns investigational product candidates that are under preclinical and/or clinical investigation, and which have not yet been approved for marketing by any regulatory agency. They are currently limited to investigational use, and no representations are made as to their safety or efficacy for the purposes for which they are being investigated. Any discussions of safety or efficacy are only in reference to the specific results presented here and may not be indicative of an ultimate finding of safety or efficacy by regulatory agencies.

# Sangamo is a differentiated genomic medicine company focused on treating debilitating neurological diseases



**Potent zinc finger epigenetic regulation technology**, with neurology programs advancing towards the clinic



**Industry-leading AAV capsid discovery platform** enabling non-invasive intrathecal and intravenous delivery to the brain



Powerful research platform **continually innovates in new modes of genome modulation** to support value creation for both wholly owned programs and potential partners



Successful partnership track record with up to \$220 million in potential milestone payments\* expected from Pfizer. **Clear regulatory pathway to Accelerated Approval agreed with U.S. FDA in Fabry disease, with partner discussions ongoing.**

SHARP STRATEGIC FOCUS IN NEUROLOGY

OPTIMIZING ASSET VALUE

## Why neurology genomic medicines?

- Widespread, debilitating diseases, largely unserved by current approaches
- Many neurology indications are single-gene or gene-associated
- Genomic medicines are well suited to neurology:
  - Targeting diseases at the DNA level reduces therapeutic complexity
  - Gene expression can be fine-tuned to the level needed for proper brain function
  - Potential for durable effect as most brain cells do not divide
- Addressing the issues of widespread brain delivery is critical to creating an effective neurology medicine



Sangamo pairs the epigenetic regulation *and* capsid delivery capabilities needed to create neurology genomic medicines

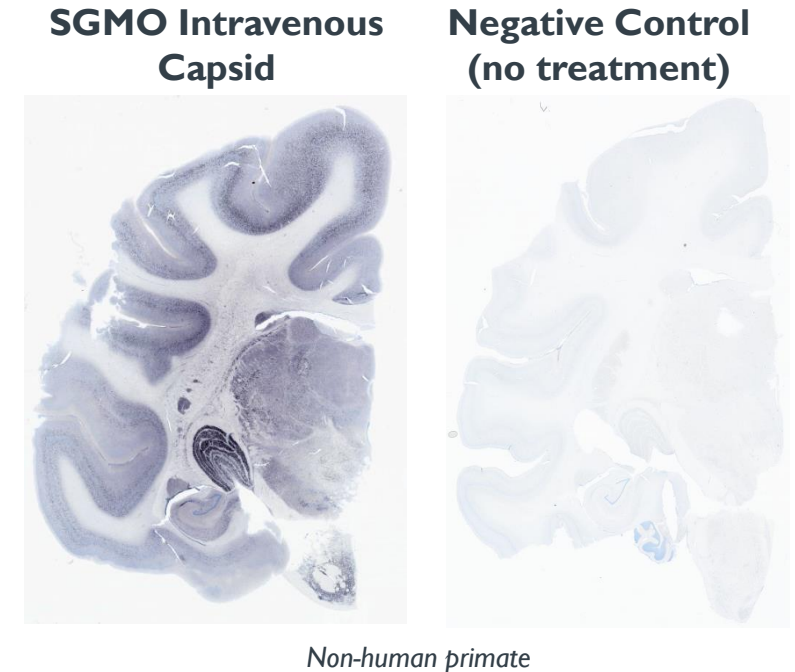
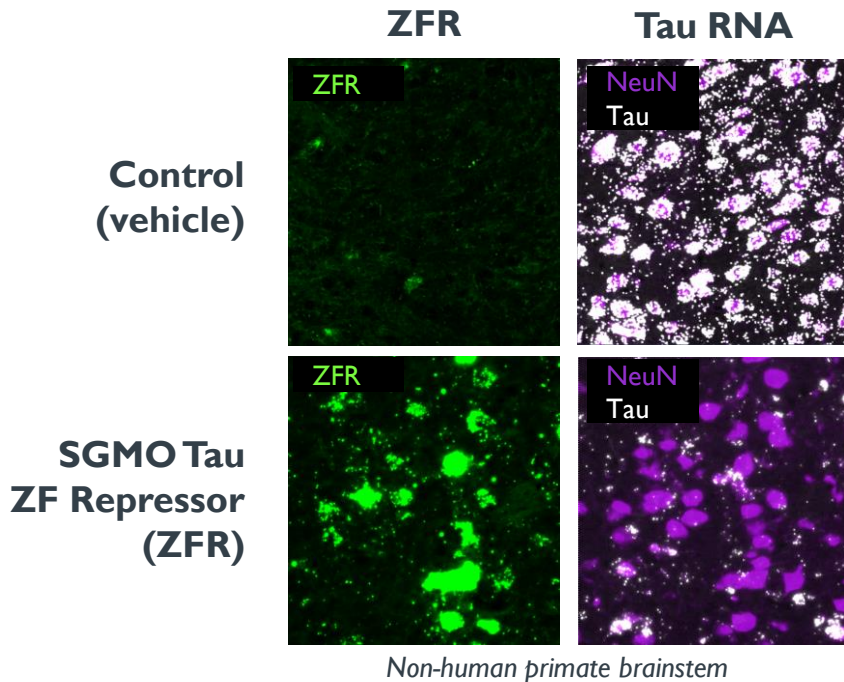
## Genome-Targeting Cargo

*Epigenetic regulation platform*

















## Capsid Delivery Engine



*AAV capsid delivery platform via intravenous delivery*



# Future of Neurology Genomic Medicines

# Sangamo's neurology portfolio provides opportunities for wholly owned program advancement and potential partnering opportunities

<p><b>WHOLLY OWNED PRIORITY PROGRAMS</b></p>	<p><b>Chronic Neuropathic Pain</b> Nav1.7 </p>	<p><b>Prion Disease</b> PRNP </p>								
<p><b>AVAILABLE CARGO TARGETS ENABLED BY STAC-BBB</b></p>	<p><b>Phelan-McDermid Syndrome</b> SHANK3 </p>	<p><b>Dravet Syndrome</b> SCN1A </p>	<p><b>Angelman Syndrome</b> UBE3A </p>	<p><b>Myotonic Dystrophy Type I</b> DMPK </p>	<p><b>ALS</b> SOD1 </p>	<p><b>Charcot Marie Tooth 2A</b> MFN2 </p>	<p><b>Charcot Marie Tooth 1A</b> PMP22 </p>	<p><b>Haploinsufficiency Syndrome</b> SCN2A </p>		
<p><b>PARTNERED PROGRAMS</b></p>	<p><b>ALS</b> C9orf72 </p>	<p><b>Huntington's Disease</b> HTT </p>	<p><b>Tauopathies</b> MAPT </p>	<p><b>Undisclosed</b> </p>						

 Cerebrospinal fluid (CSF) capsid  
 Intravenous (IV) capsid

# Gateway indications unlock broader neurology pipeline

- ✓ Targets validated by human genetics
- ✓ Well-defined patient populations
- ✓ Delivery achievable with AAV
- ✓ Quantifiable patient outcomes on a rapid timeline

## Chronic Neuropathic Pain

- Significant unmet medical need
- Highly specific repression, with no impact to other Nav channels
- Starting with idiopathic small fiber neuropathy (iSFN), a type of chronic neuropathic pain. Potential to broaden to other indications.
- Potentially rapid development pathway given short timescale to clinical efficacy readout




Est.  
43,000+  
Patients  
in US\*


## Prion Disease

- Devastating condition. Rapidly progressive and always fatal.
- Highly potent repression of prion in mice brains, significantly extending survival in a disease mouse model
- Potential for accelerated regulatory and commercialization pathway

Est.  
1,500+  
Patients  
Per  
Year\*\*

# Company pipeline and business development opportunities

CORE NEUROLOGY PIPELINE					
Indication	Preclinical	Phase 1/2	Pivotal	Partner	Commentary
Idiopathic Small Fiber Neuropathy (ST-503)	Data presented at ASGCT 23			-	IND submitted Q4 2024 for iSFN, a type of chronic neuropathic pain
Prion Disease	Data presented at Prion 24			-	Prion CTA anticipated Q4 2025
Tauopathies	Data presented at ASGCT 24			 <small>A Member of the Roche Group</small>	<b>August 2024:</b> Announced epigenetic regulation and capsid delivery license agreement with Genentech
Undisclosed					
ALS/FTD	Data presented at ASGCT 24			 <small>AstraZeneca Rare Disease</small>	
Huntington's Disease					

OTHER PROGRAMS					
Indication	Preclinical	Phase 1/2	Pivotal	Partner	Commentary
Hemophilia A (Giroctogene fitelparvovec)	Phase 3 AFFINE data to be presented at ASH 2024				<b>July 2024:</b> Positive topline readout in Phase 3 AFFINE trial. Pfizer is discussing these data with regulatory authorities.
Fabry Disease (Isaralgagene civaparvovec)	Data presented at WORLDSymposium 2024			-	<b>October 2024:</b> Agreed Accelerated Approval pathway with FDA using Phase 1/2 data. Potential BLA submission expected 2H 2025.



# Multiple biopharma collaborations demonstrate our platform's potential and have provided significant economics for Sangamo

<b>Gene Therapy</b>	
<b>Genome Engineering</b>	    <small>A Wholly Owned Subsidiary of Eli Lilly and Company</small> 

**\$867m**  
cash received from partners to date

**Up to \$3.8b**  
in potential future milestones and exercise fees assuming exercise of all options and targets

**Additional potential product royalties**

## Numerous Benefits of Partnerships:

Large pharma buy-in validates the science

Provides potential non-dilutive capital to advance pipeline

Leverages partner domain expertise

Promotes optimal resource allocation to advance late-stage clinical development

# Company Highlights



Advancing epigenetic regulation cargo and novel AAV capsids for high-value gateway neurology diseases like chronic neuropathic pain and prion disease



Proprietary AAV blood-brain barrier penetrant capsid (STAC™-BBB) with industry leading CNS tropism in non-human primates



STAC-BBB potentially unlocks multiple neurology epigenetic programs that could be advanced ourselves or with partners



Novel next-generation modular integrase (MINT) platform allows targeting of a serine recombinase engineered to enable large-scale genome editing



Pfizer collaboration in Hem A brings revenue-bearing opportunity – up to \$220m potential milestones and 14-20% potential sales royalties, if approved and commercialized




Fabry program generating compelling Phase I/2 clinical data. Clear pathway to Accelerated Approval with FDA, with potential BLA submission in 2H 2025 (3-year acceleration). Advancing potential collaboration partner discussions.

# 3Q24 Business Updates

The slide features a dark blue vertical bar on the left side. Behind it are several concentric circles in shades of blue and grey. A horizontal line spans the width of the slide, starting with a red dot on the blue bar and transitioning through segments of red, cyan, lime green, and dark blue.

## 3Q24 Key Takeaways

### Announced clear regulatory pathway to Accelerated Approval from the FDA in Fabry disease

- 
- The FDA has agreed that eGFR slope at 52 weeks can serve as an intermediate clinical endpoint to support a potential Accelerated Approval in Fabry disease. The complete data set will be available in 1H25 to support a potential BLA submission in 2H25.

#### Neurology Pipeline

- Submitted IND application to FDA for ST-503 for the treatment of intractable pain due to iSFN, a type of chronic neuropathic pain. Assuming clearance, a Phase 1/2 study is expected to start mid-2025.
- Published a manuscript in bioRxiv titled, "Potent and selective repression of SCN9A by engineered zinc finger repressors (ZFRs) for the treatment of neuropathic pain."
- Continue to advance clinical trial authorization (CTA) enabling activities for prion disease program, with a submission expected in 4Q25.
- Presented mouse and nonhuman primate data at Prion 2024 highlighting potency of ZFRs in prion disease.

#### Partnered Programs

- Announced global epigenetic regulation and capsid delivery license agreement with Genentech to develop novel genomic medicines for neurodegenerative diseases.
- Pfizer to present data from the Phase 3 AFFINE trial in Hemophilia A in an oral and poster presentation at the 66<sup>th</sup> ASH Annual Meeting and Exposition on December 9, 2024. The ASH abstract confirmed that the AFFINE trial met its primary endpoint of non-inferiority and superiority as well as key secondary endpoints. Pfizer is discussing these data with regulatory authorities.



## Financial Highlights

- Received from Genentech **\$50 million in upfront license fees and milestone payments**. Eligible to earn up to **\$1.9 billion in additional development and commercial milestones, plus tiered royalties on net sales**.
- Eligible to earn from Pfizer up to \$220 million in milestone payments\* upon the achievement of certain regulatory and commercial milestones and product sales royalties of 14% - 20% if giroctocogene fitelparvovec is approved and commercialized\*\*.
- Approximately **\$39.2 million in cash and cash equivalents** as of September 30, 2024, which will be sufficient to fund our planned operations **into the first quarter of 2025**.



# Q3 Pipeline Progress & Anticipated Milestones

## CORPORATE UPDATES

- ✓ Announced global epigenetic regulation and capsid delivery license agreement with Genentech, a member of the Roche Group, to develop novel genomic medicines for neurodegenerative diseases.
- ✓ Received \$50.0 million in upfront license fees and milestone payments from Genentech.
- Advancing business development discussions with new potential collaborators for STAC-BBB.

## FABRY DISEASE

- ✓ Phase 1/2 STAAR study dosing complete (33 patients).
- ✓ All 18 patients that began the study on ERT have been successfully withdrawn from ERT.
- ✓ Continue to amass encouraging clinical data, including evidence of improved kidney function, with a statistically significant positive mean annualized eGFR slope observed in the 18 male and female patients treated >1 year.
- ✓ Announced clear regulatory pathway to Accelerated Approval from FDA using data from ongoing Phase 1/2 STAAR study. Avoids requirement for additional registrational study. Accelerates potential approval by approx. three years.
- Complete dataset to support an Accelerated Approval pathway will be available in the first half of 2025.
- Potential BLA submission expected in the second half of 2025.
- Engaged in ongoing discussions with potential Fabry collaboration partners.

## HEMOPHILIA A (PFIZER)

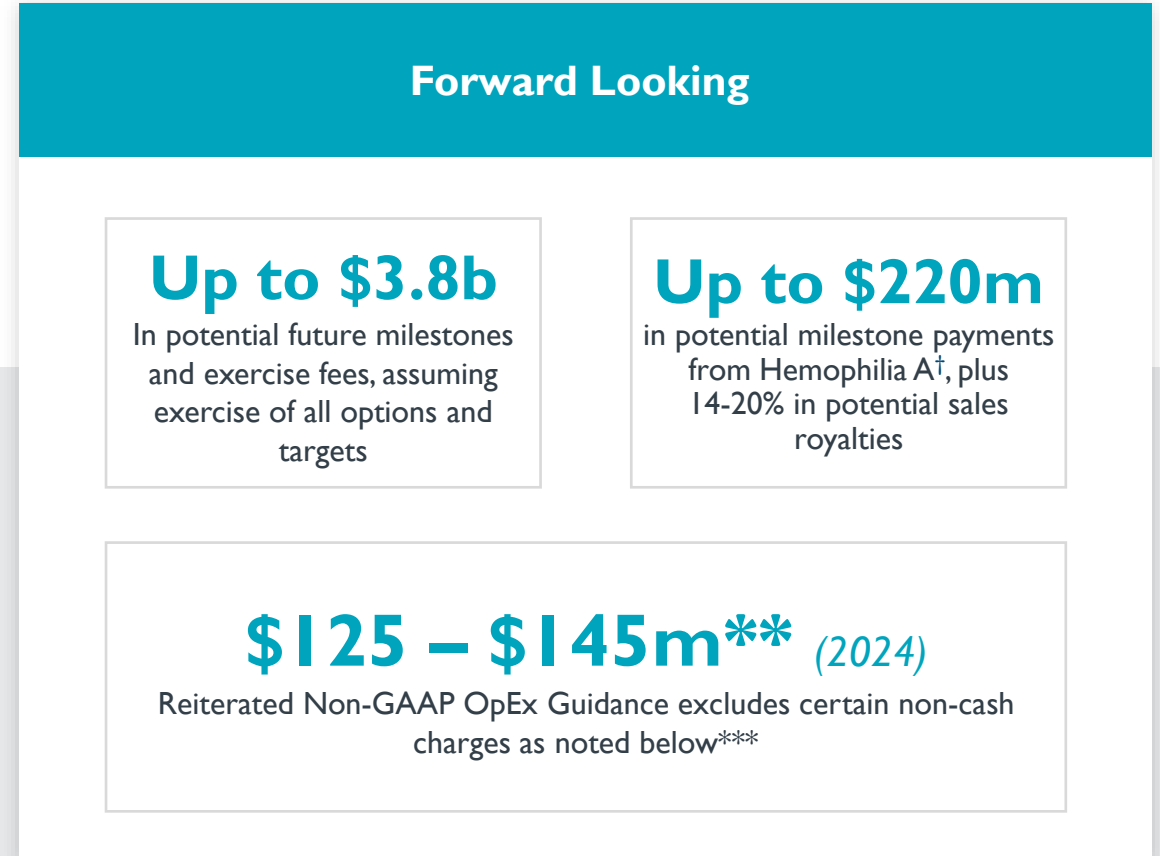
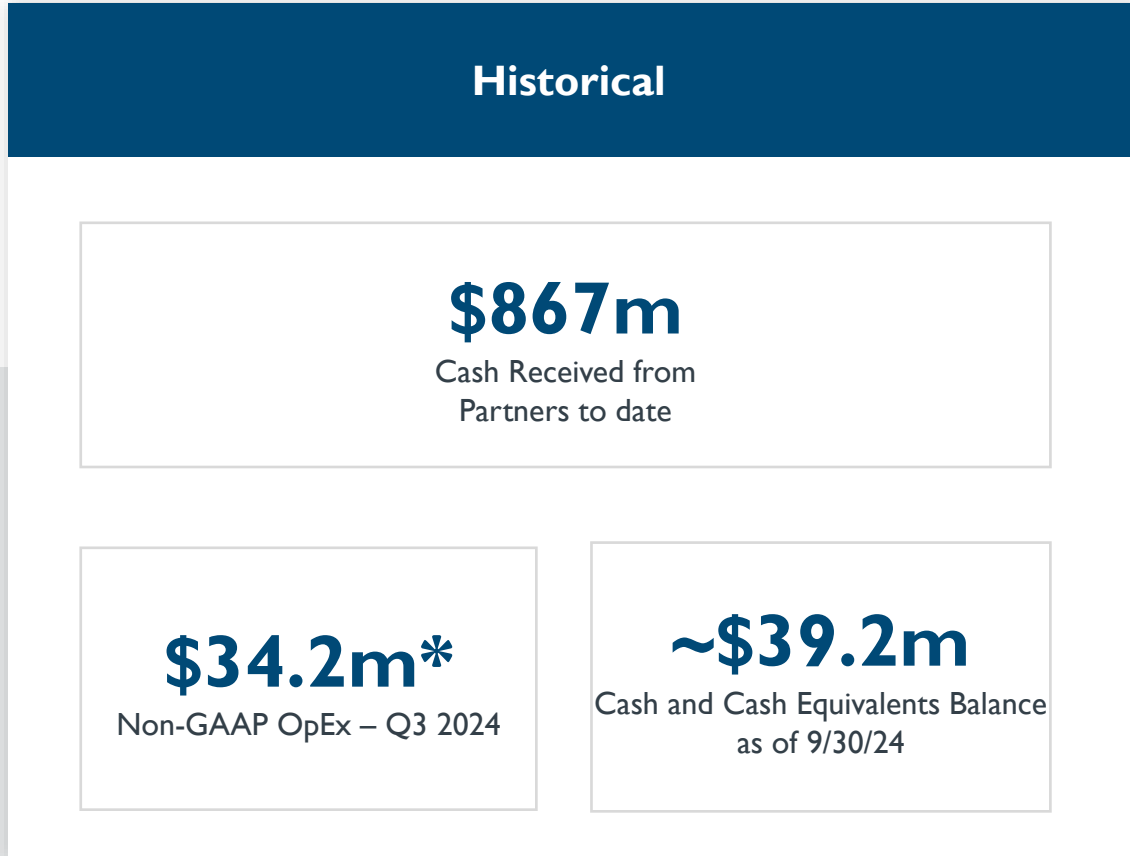
- Pfizer will be presenting data from the Phase 3 AFFINE trial via platform and poster presentations at ASH in December 2024.
- Pfizer is discussing these data with regulatory authorities.
- Eligible to earn from Pfizer up to \$220.0 million in milestone payments\* upon the achievement of certain regulatory and commercial milestones and product sales royalties of 14% - 20% if approved and commercialized\*\*.

## NEUROLOGY

- ✓ Submitted IND application for ST-503, an investigational epigenetic regulator for the treatment of intractable pain due to iSFN, a type of chronic neuropathic pain.
- Assuming clearance of the ST-503 IND by the FDA, expect to start the Phase 1/2 study in the middle of 2025.
- ✓ Continued to advance CTA-enabling activities for prion disease.

*\*beginning in 2025. \*\*subject to customary reductions*

We have focused resources and reduced OpEx by ~44% year-on-year. We expect further reductions in 2025 as we transition our legacy programs.



\* On a GAAP basis, the Q3 2024 operating expenses were \$38.8 million which included depreciation and amortization of \$1.3 million and stock-based compensation expense of \$3.3 million.

\*\* Assuming additional funding.

\*\*\* On a GAAP basis we expect our 2024 operating expenses to be in the range of \$150 - \$170 million, including anticipated impairment of long-lived assets of \$6 million, depreciation and amortization of \$6 million and stock-based compensation expense of \$13 million.

<sup>†</sup> Currently being developed with Pfizer

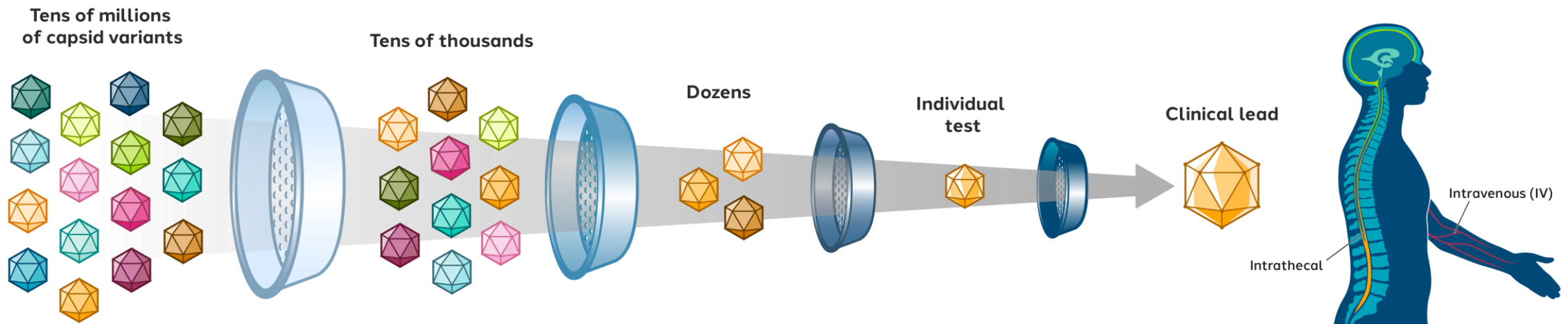


# Achieving Widespread Central Nervous System Delivery for Optimal Therapeutic Benefit

---

Widespread central nervous (CNS) delivery is challenging with conventional AAVs. Our SIFTER platform enables selection of neurotropic AAV capsids to potentially advance our innovative preclinical programs to the clinic.

### SIFTER Platform AAV Capsid Engineering

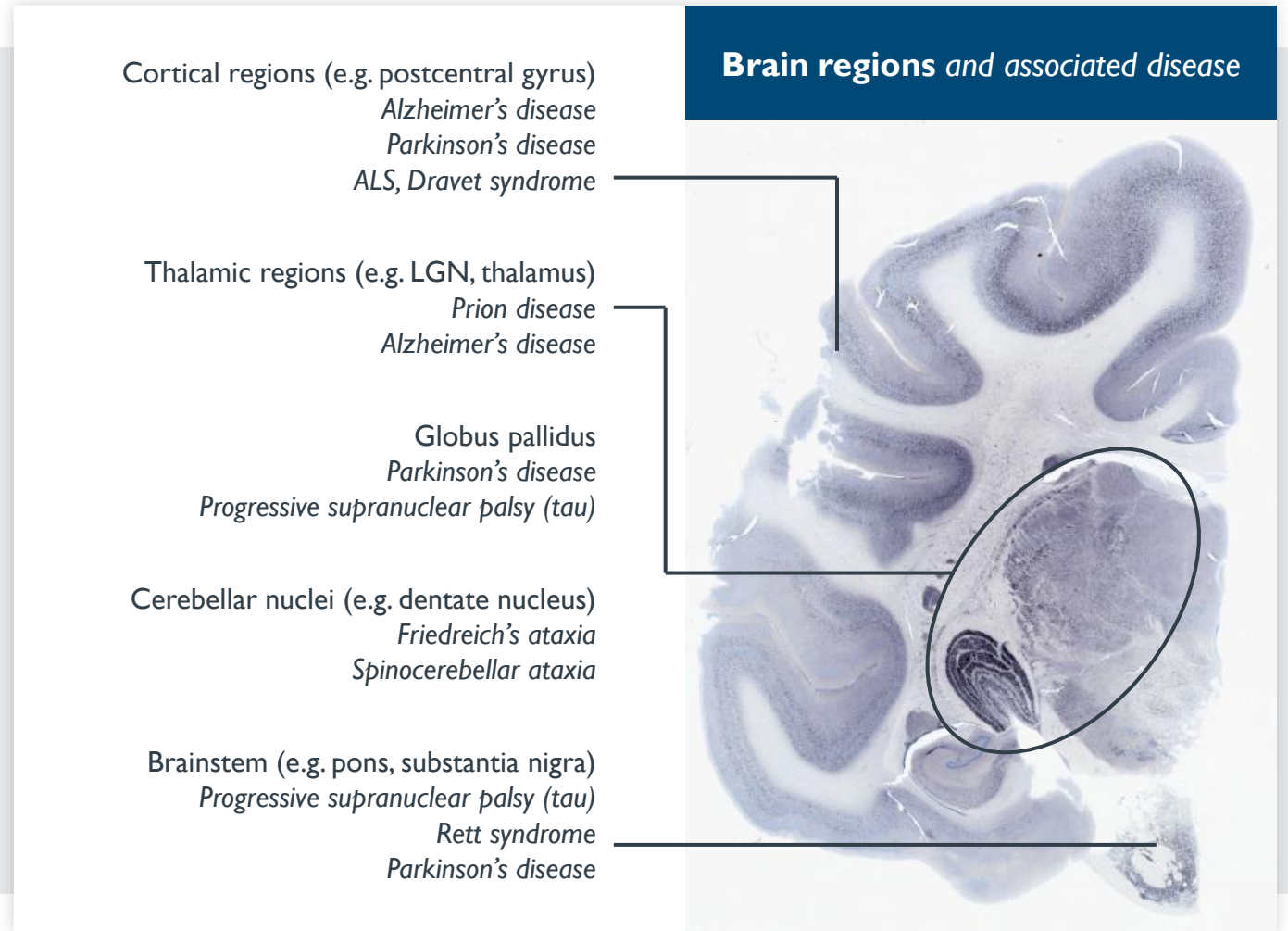


*SIFTER: Selecting In vivo For Transduction and Expression of RNA*



# Key characteristics of a blood-brain barrier penetrant capsid

- Broad brain coverage
- Enhanced enrichment in the brain compared to other published capsids
- Widespread neuronal transduction
- Neuronal transduction in key brain regions integral to disease pathology
- Consistency in results across animal subjects
- Clear dose response curve for ZF expression
- Clear dose response curve of target reduction
- De-targeting of the liver, dorsal root ganglia and other organs
- Easily manufacturable at scale



## Sangamo STAC-BBB findings exceeded expectations for a successful blood-brain barrier penetrant capsid

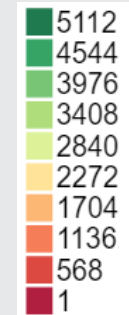
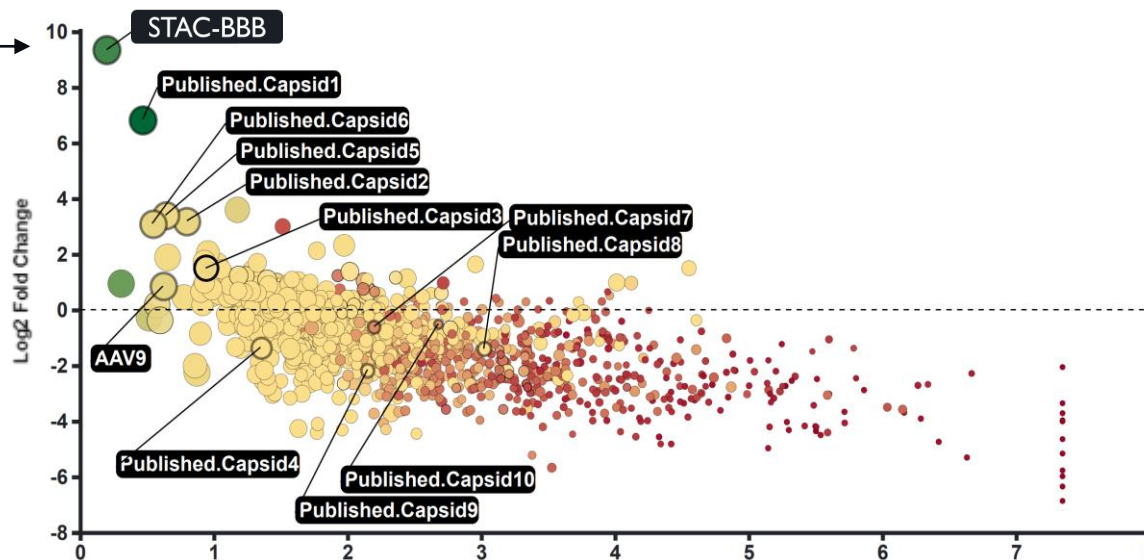
- ✓ STAC-BBB achieves robust penetration of the blood-brain barrier and **widespread distribution** throughout the brain
- ✓ Industry-leading performance: **700-fold better** enrichment than the benchmark AAV9
- ✓ Appears to **primarily target neurons** regardless of promoter
- ✓ Results are **consistent across individual animals and groups**
- ✓ Enables **robust expression** of zinc-finger cargo throughout the brain, including **all key brain regions**
- ✓ **Clear dose response curve** for both ZF expression and repression of the disease target
- ✓ Vector genomes are **enriched** in the CNS and appear de-targeted from the DRG and the liver
- ✓ We believe STAC-BBB is **manufacturable at scale**

# In vivo library evaluation in cynomolgus macaques identifies STAC-BBB as the top performing BBB-penetrant capsid for delivery to the brain

## Capsid-mediated expression of cargo in neurons

644-fold enrichment in brain →

**Log<sub>2</sub> Fold Change (Y-axis):**  
Enrichment score relative to the administered library  
**Larger value is better**



**Unique Molecular Identifier count (Color):**  
Informs number of unique AAV transduction events  
**Darker green is better**



**Fraction of replicates found (Bubble size):**  
Informs consistency of replicate recovery  
**Larger circle is better**



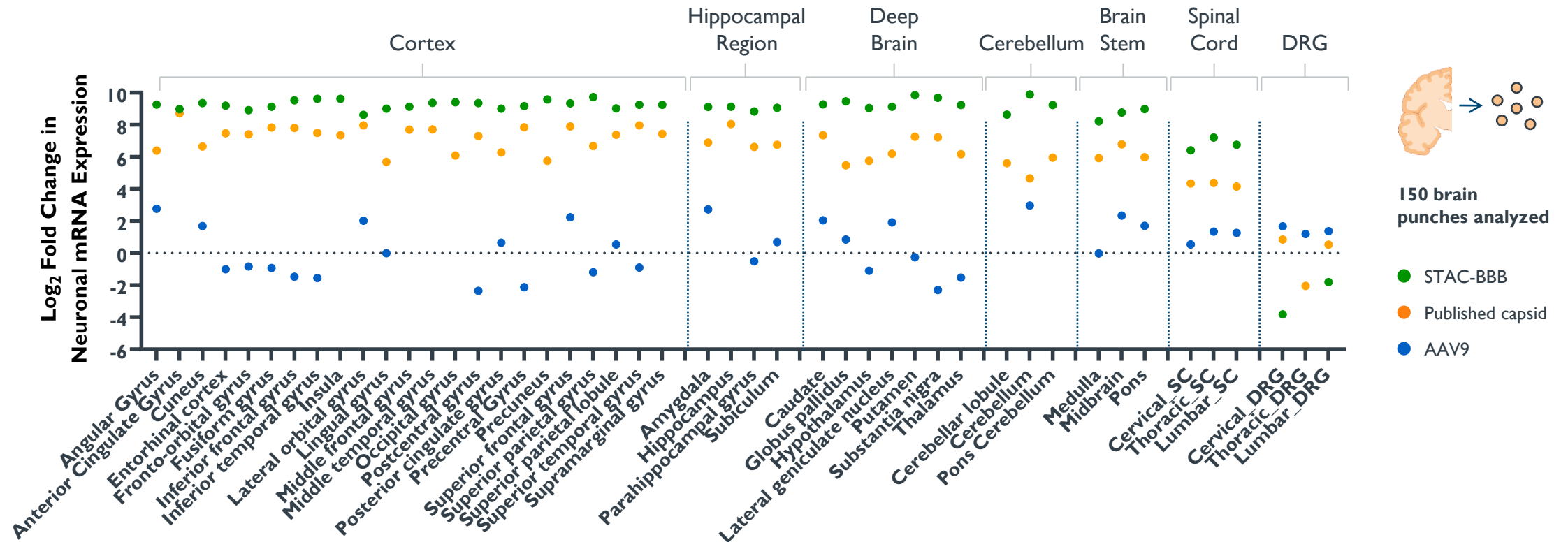
**WHOLE BRAIN ASSESSMENT**

**Coefficient of Variation (X-axis):**  
Variation in performance across tissue samples that were evaluated  
**Smaller value is better**

Neuronal RNA expression (3-week study, hSyn1)

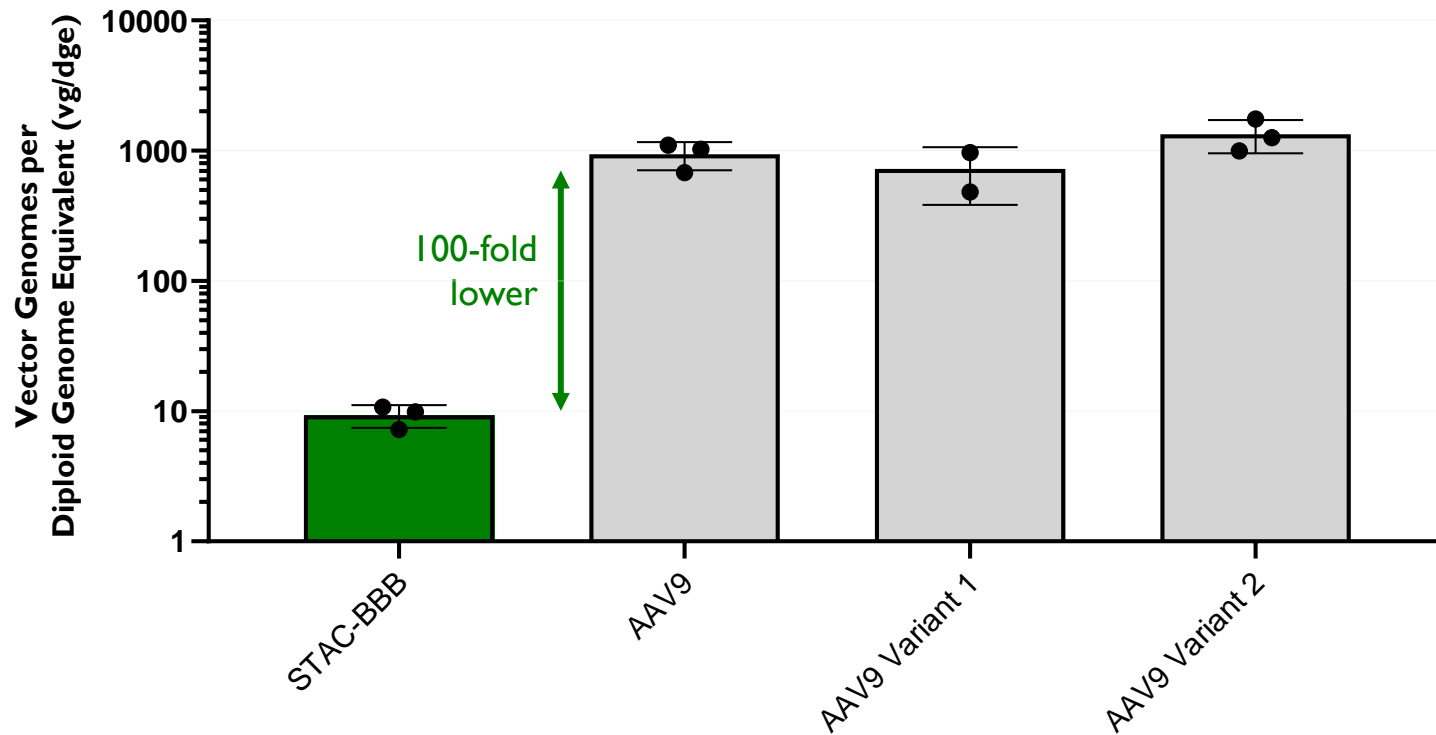
# STAC-BBB is enriched in neuronal RNA expression in all CNS regions

## Capsid-mediated expression of cargo in neurons



Neuronal RNA expression (3-week study, hSyn I)

## STAC-BBB exhibits profound liver de-targeting relative to AAV9



Comparison is relative to historical Sangamo studies, all data shown is for a 1e14 vg/kg dose

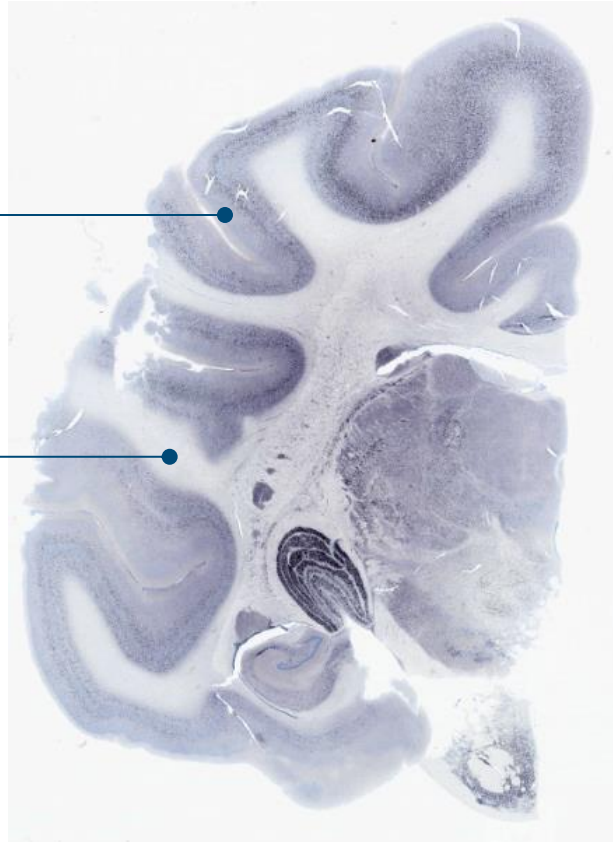
High liver exposure after intravenous administration is a limitation of conventional AAV serotypes including AAV9

STAC-BBB achieves efficient CNS delivery while maintaining low peripheral exposure in liver and dorsal root ganglia (DRG)

This is the ideal profile for a CNS-targeted capsid

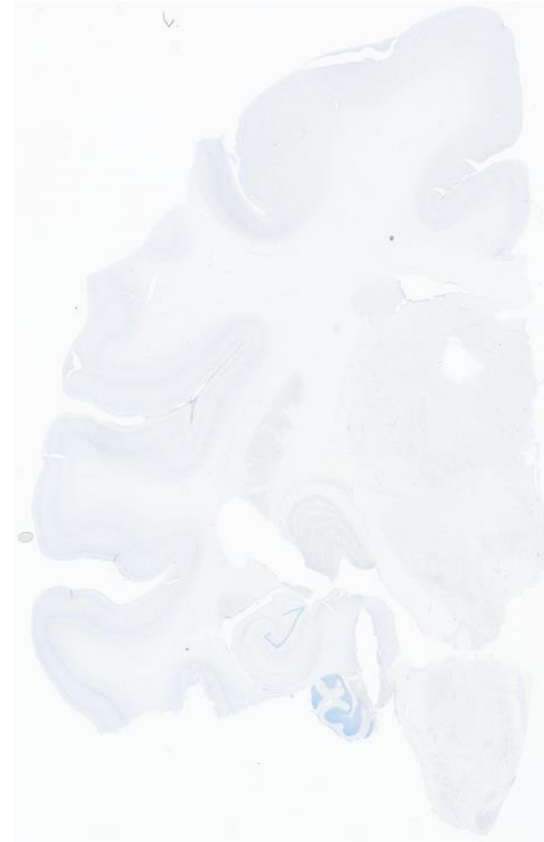
# STAC-BBB drives widespread and robust expression throughout the brain

## STAC-BBB (Nuclear-localized GFP)



2e13 vg/kg STAC-BBB, 19 days post administration

## Negative control (no AAV treatment) – No signal



Grey matter  
(cell bodies)

White matter  
(nerve fibers)

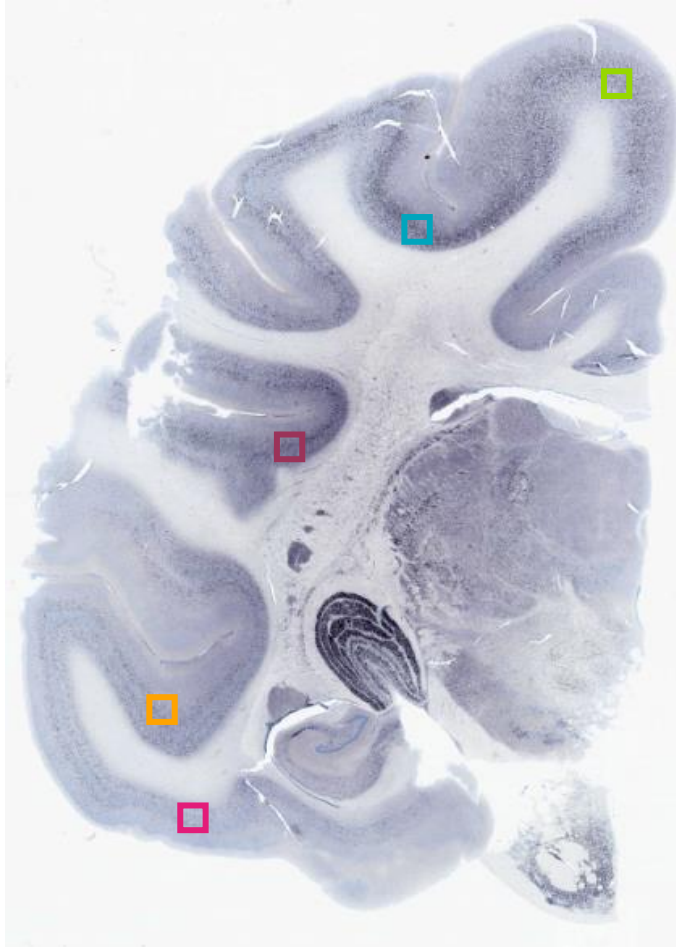
Nissl staining (light blue):

**All cell nuclei**

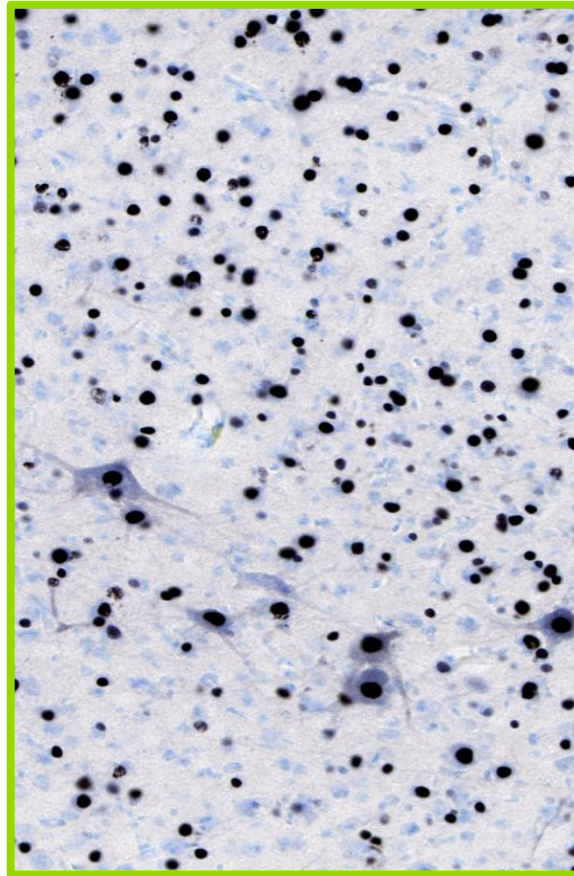
Antibody labeling  
for green fluorescent protein  
(GFP) expression (black):

**Cells transduced  
with STAC-BBB**

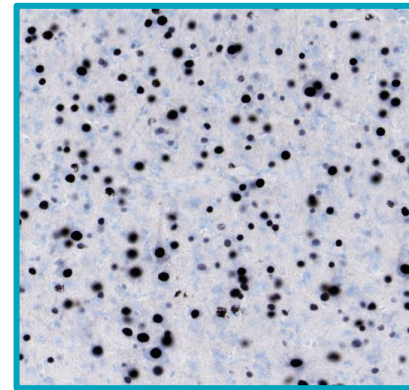
# STAC-BBB shows widespread neuronal transduction across all cortical regions



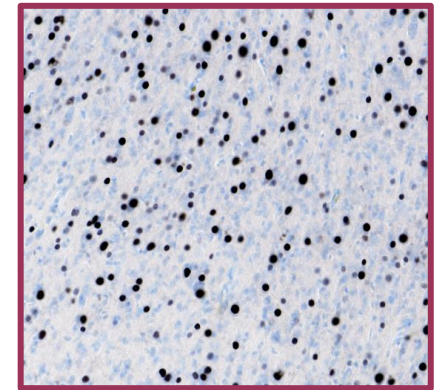
Precentral Gyrus (Motor Cortex)



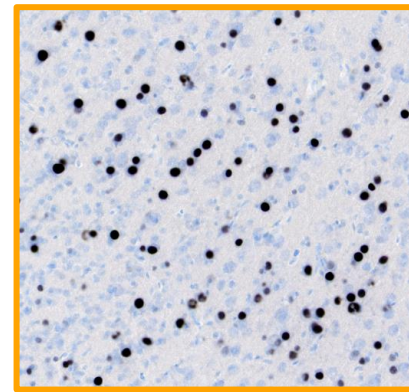
Postcentral Gyrus



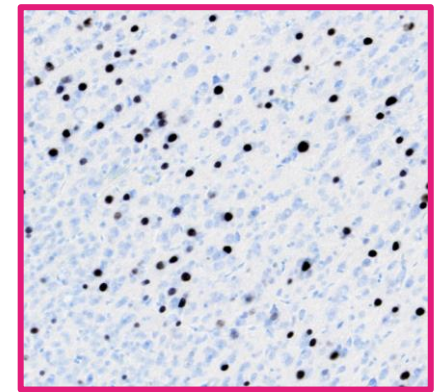
Superior Temporal Gyrus



Middle Temporal Gyrus

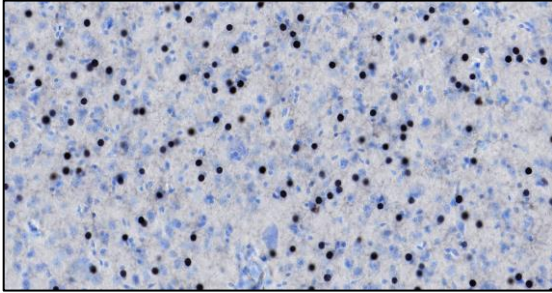


Inferior Temporal Gyrus

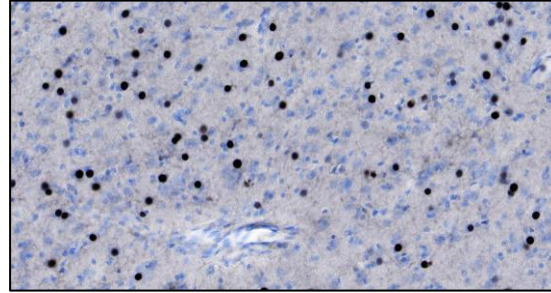


# STAC-BBB mediates widespread brain transduction at the 2e13 vg/kg dose

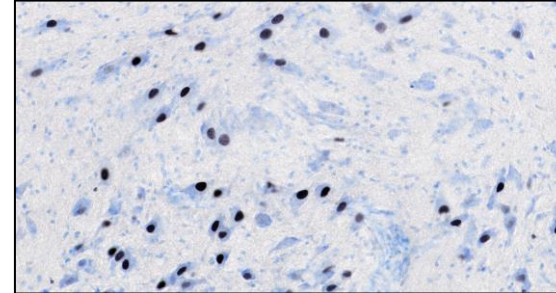
Putamen



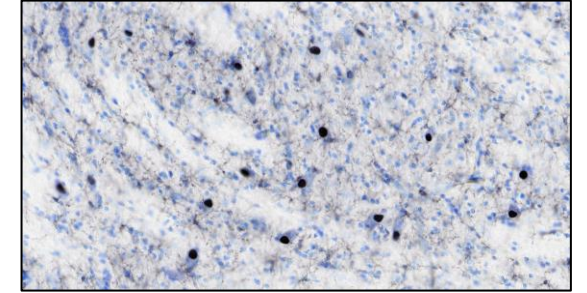
Caudate



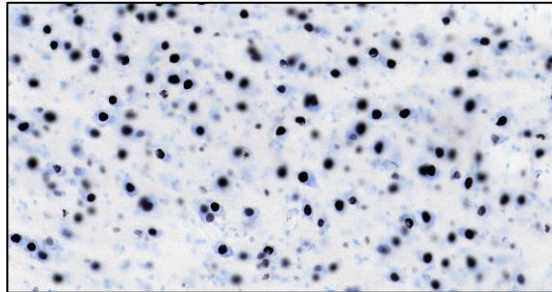
Substantia nigra



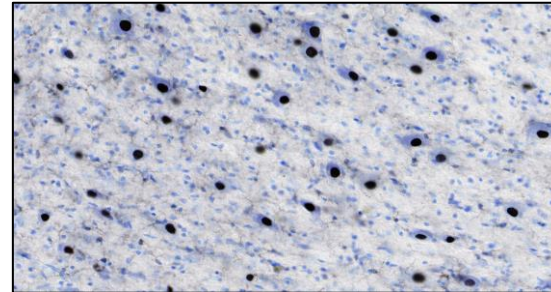
Globus pallidus



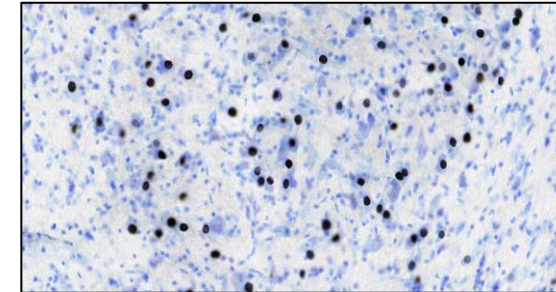
Pons



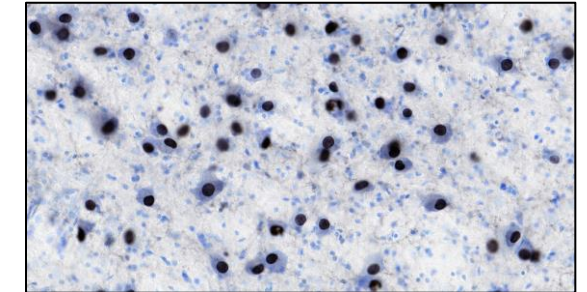
Dentate nucleus



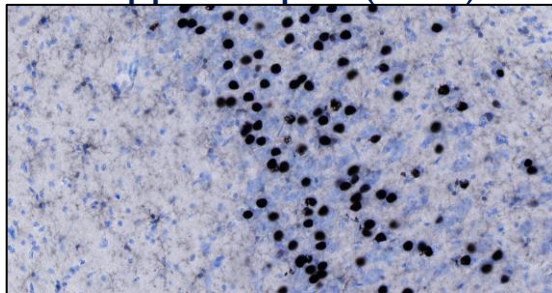
Cuneate nucleus



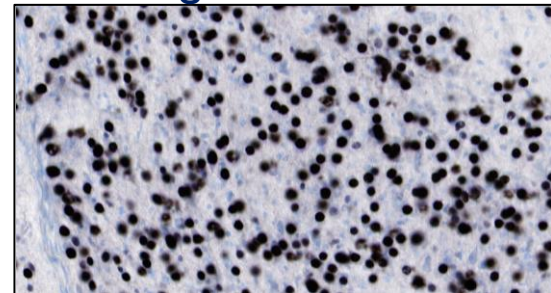
Thalamus



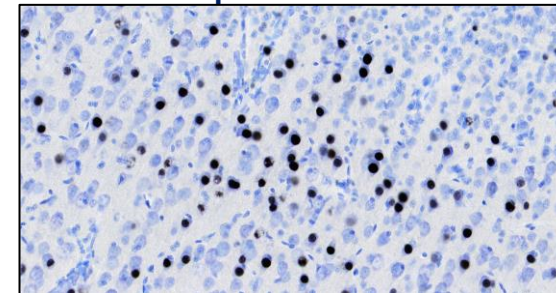
Hippocampus (CA2)



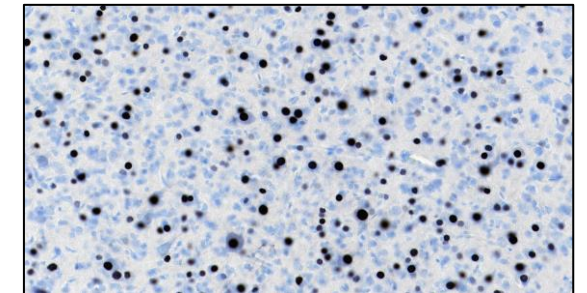
Lateral geniculate nucleus



Temporal cortex



Motor cortex





# Neurons are widely transduced in regions integral to disease pathology

Putamen



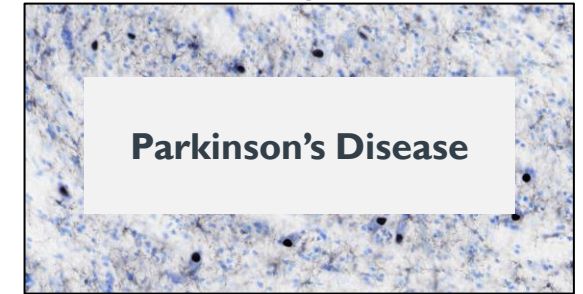
Caudate



Substantia nigra



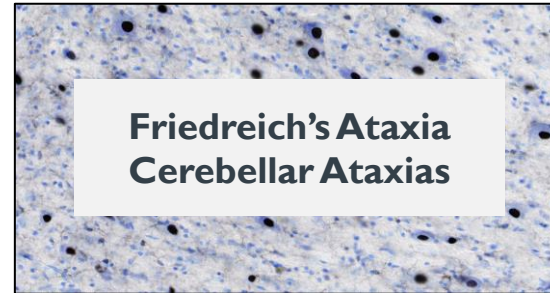
Globus pallidus



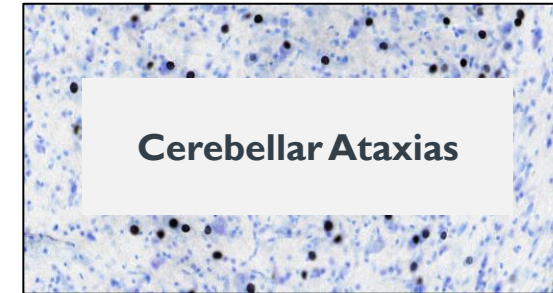
Pons



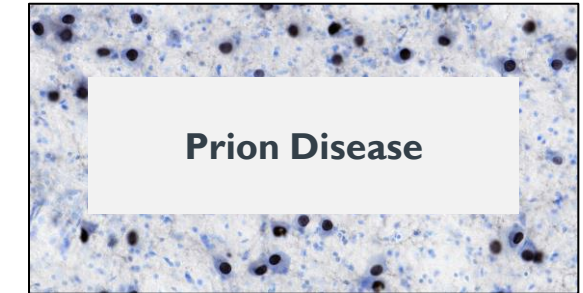
Dentate nucleus



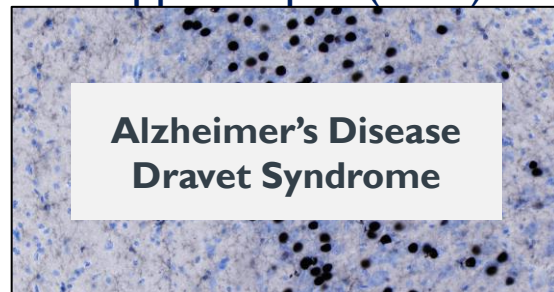
Cuneate nucleus



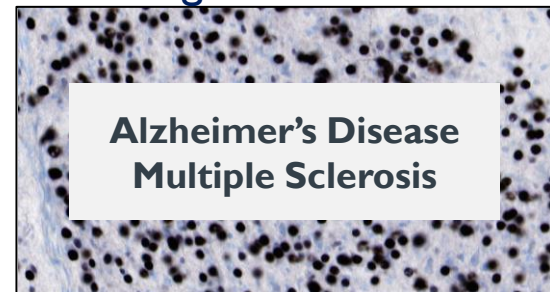
Thalamus



Hippocampus (CA2)



Lateral geniculate nucleus



Temporal cortex



Motor cortex



## We believe STAC-BBB is manufacturable at scale

- Capsid manufacturability is critical to create a successful potential commercial drug product for patients
- We believe STAC-BBB is:
  - Manufacturable at commercial scale using standard cell culture and purification processes
  - Soluble using known excipients
  - Can be characterized using available analytics
- We have successfully manufactured up to 50-liter scale, and further scale up to 500-liter is in progress





# Delivering Versatile Zinc Finger Payloads Throughout the CNS

---

# Sangamo has the tools needed to advance a next-generation neurology genomic medicine company



## Highly Potent Zinc Finger Cargo

Level of potency is precisely customizable to the indication being targeted



## Versatility and Exquisite Specificity

We believe any gene in the genome is targetable for up- or down-regulation



## All Human Derived

Potentially avoids issues with immunogenicity



## Small Size. Easily Packaged.

Zinc fingers can be easily packaged into viral vectors



## Powerful AAV Delivery Platform

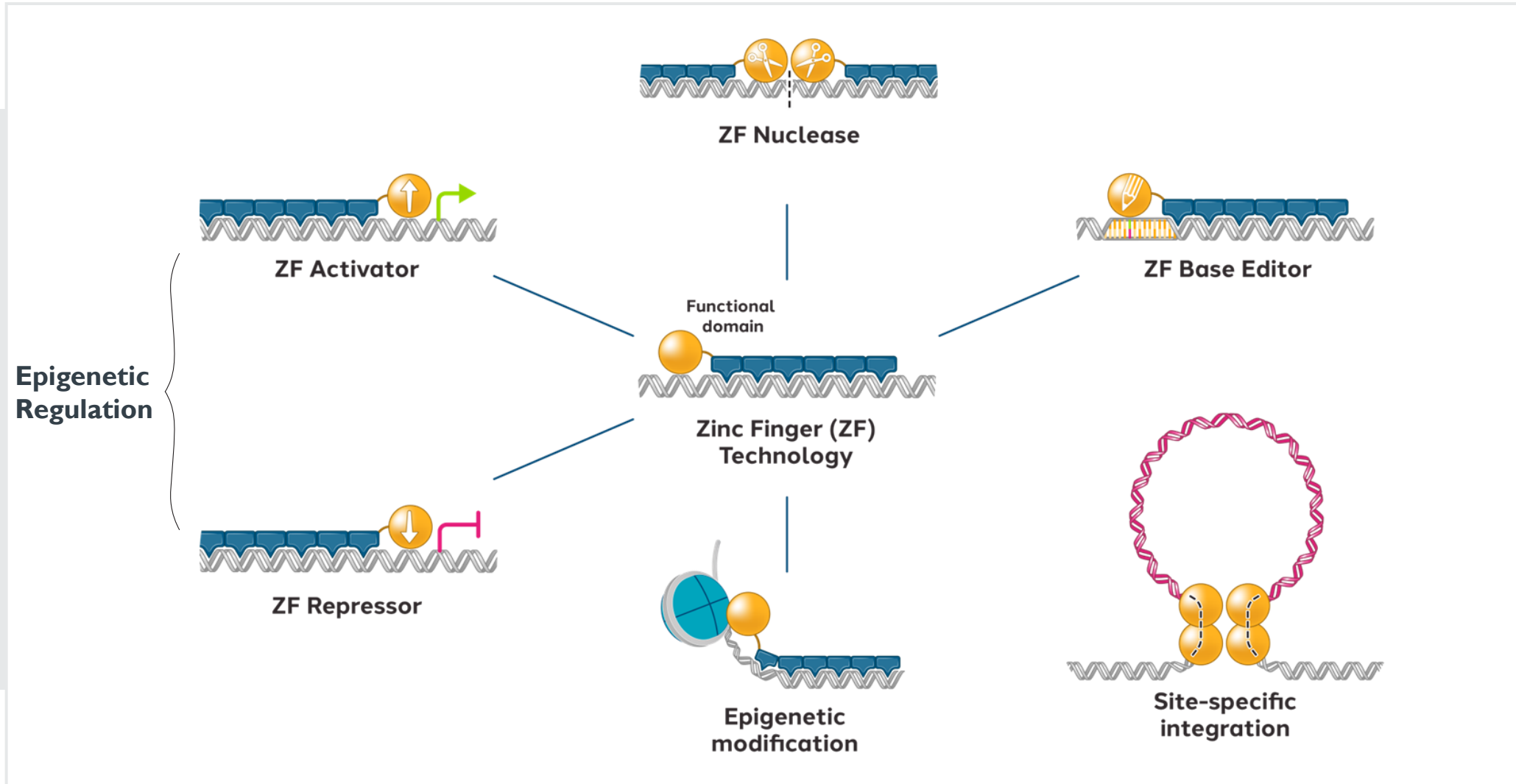
Widespread zinc-finger 'cargo' delivery – via both intravenous AND intrathecal delivery



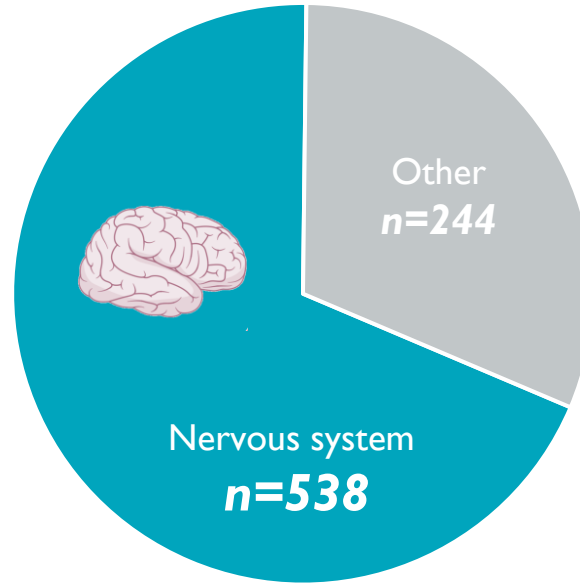
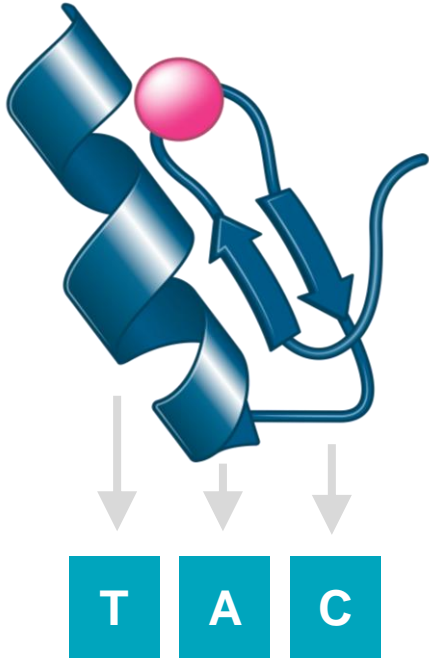
## Potentially Industry Leading CNS Tropism

Robust penetration of the blood-brain barrier and widespread distribution throughout the brain

# Sangamo's differentiated genomic engineering platform is flexible, creating specific tools for the needs of each target



# Zinc finger epigenetic regulators are the ideal cargo for neurology-focused genomic medicines



	ZFR/ZFA	ASO	CRISPR
Single administration	✓	✗	✓
Human derived	✓	✗	✗
Target any sequence	✓	✗	✗
Cell-type specificity	✓	✗	~
Compact / multiplexing	✓	~	✗
Supplement with cDNA	✓	✗	✗
All RNA / protein forms	✓	~	✓
Allele specific	✓	✗	~

Zinc Fingers are natural proteins that bind DNA with high specificity

At least 782 human genes encode Zinc Finger Proteins

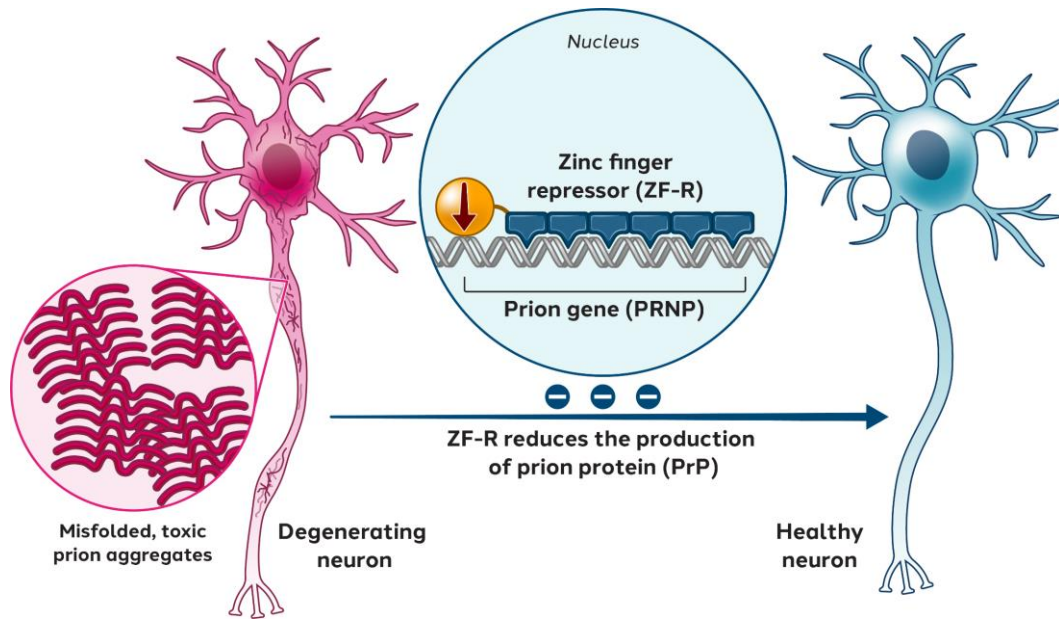
Zinc fingers are differentiated in key therapeutic features for potentially treating neurologic diseases

Most regulate the epigenetic state of other genes

n=782 C2H2 ZF-containing genes  
Sources: Ensembl human genes; GTEx: CNS (>5 TPM)  
ASO: antisense oligonucleotide

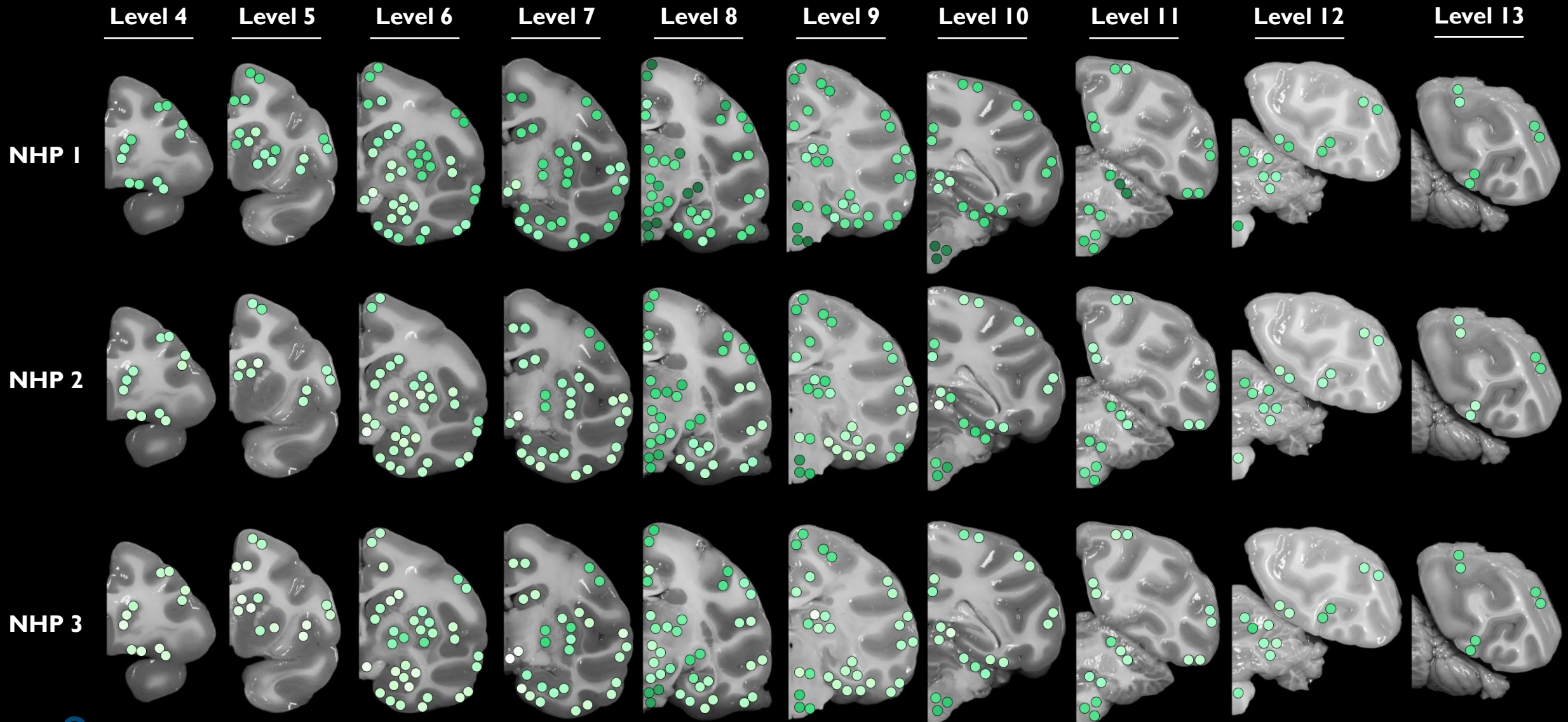
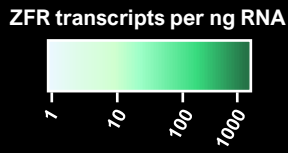
# Prion disease is rapidly progressive and always fatal

Rapid path to clinical validation in a devastating disease with no current approved treatment options. Clear regulatory path and efficacy endpoints. Unlocks additional neurodegenerative indications.



- Progressive condition, with **no disease modifying therapy**
- Sporadic, inherited and acquired forms
- Very **well-defined** patient population
- Symptoms can include **cognitive, psychiatric and motor deficits**
- **Excellent fit** for a ZF repression approach
  - Prion knockout animals do not get disease
  - Prion reduction can delay or prevent disease
  - Neuronal PrP reduction prevents disease
- Repression of prion expression in the brain **may slow or halt disease progression and neurodegeneration**

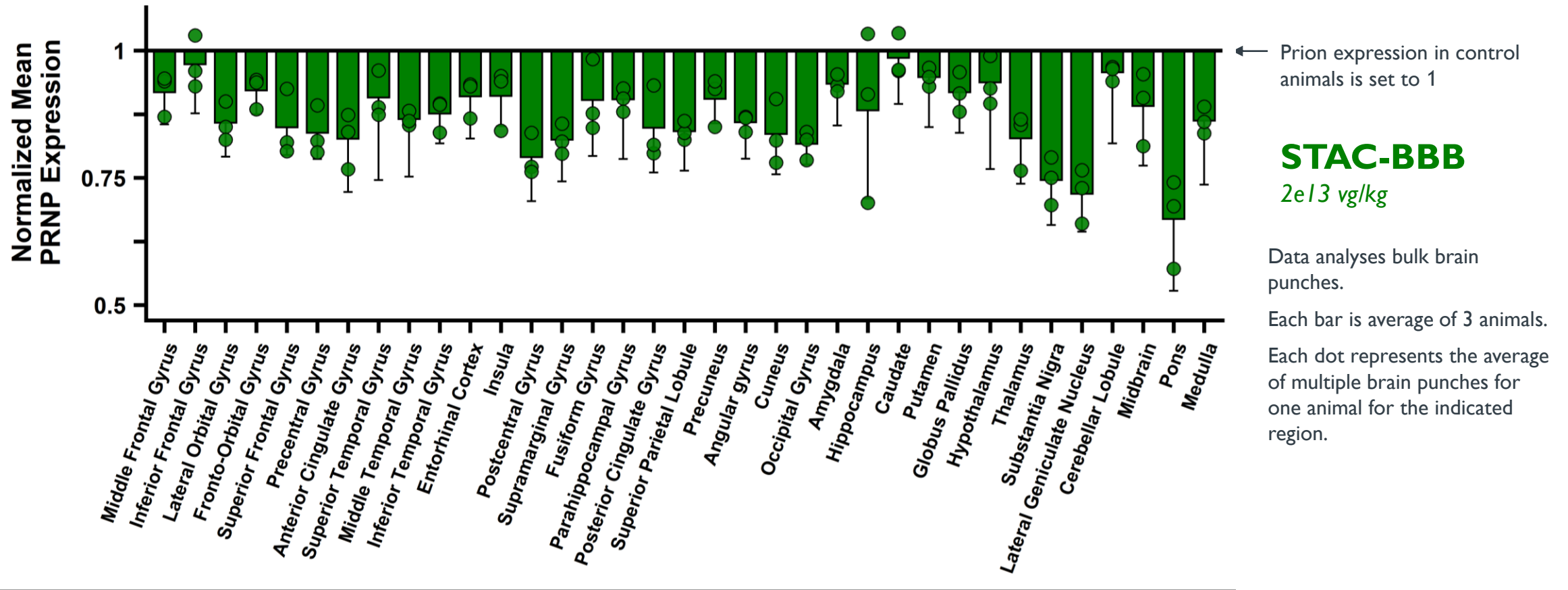
# STAC-BBB mediates prion-targeted ZFR expression throughout the brain





# STAC-BBB mediated ZFR expression translates to brain-wide prion repression in all 35 brain regions analyzed

## Prion gene expression, 19 days post administration, bulk analysis

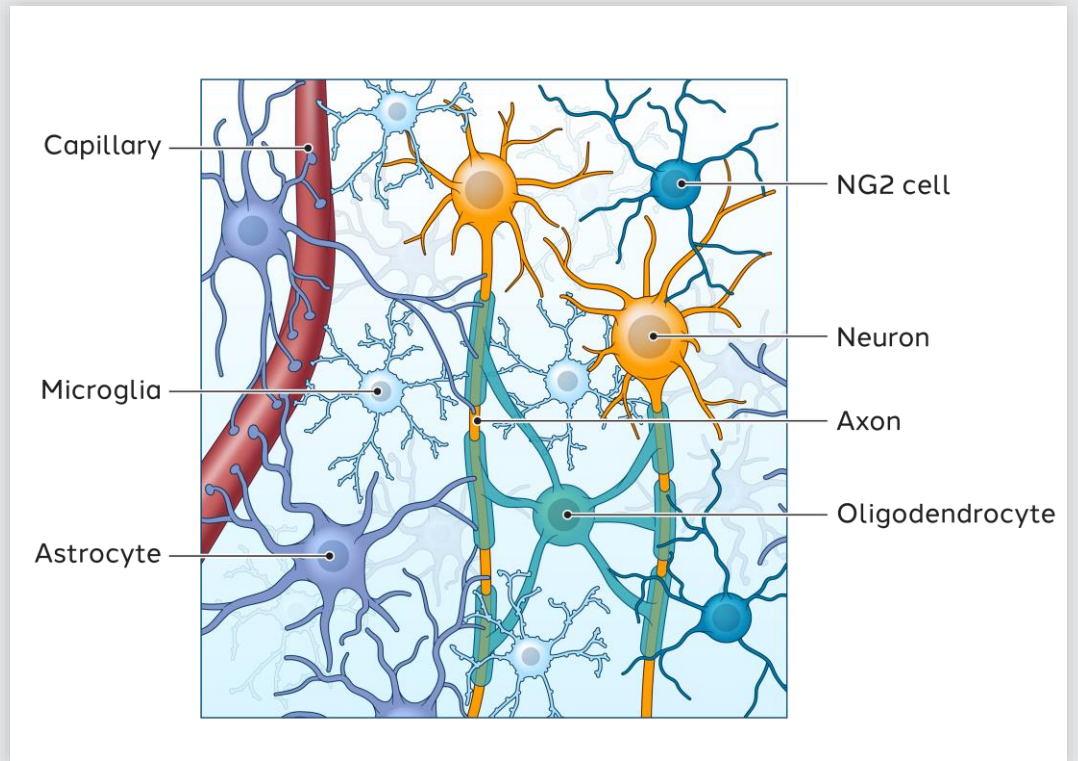


# Genomic medicines enable cell-type specificity, critical for efficacy and safety when treating neurological diseases

## Framework for understanding 'bulk analyses'


- Cell-type-specific promoters drive zinc finger expression **exclusively in neurons**
- Neurons are **critical drivers of disease pathology**, and key therapeutic targets
  - Non-neuronal cell types often express a gene involved in a disease, but either do not make the protein OR are not the disease drivers
- Neurons only make up a **percentage of overall** brain cell types (19-40%)
- This creates a **'floor effect'** for bulk analysis data due to the selectivity of our approach for gene repression in neurons

**Prior experiments tell us even modest target repression in bulk brain tissue can lead to significant changes in disease progression**

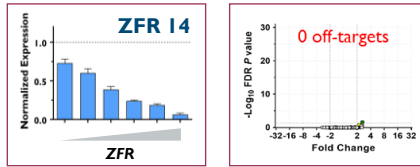
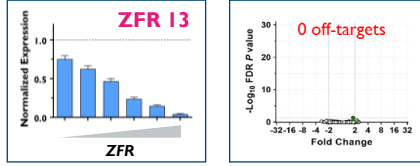


# Zinc finger repressors extend survival in a mouse model of aggressive prion disease

## Potent and specific ZFRs

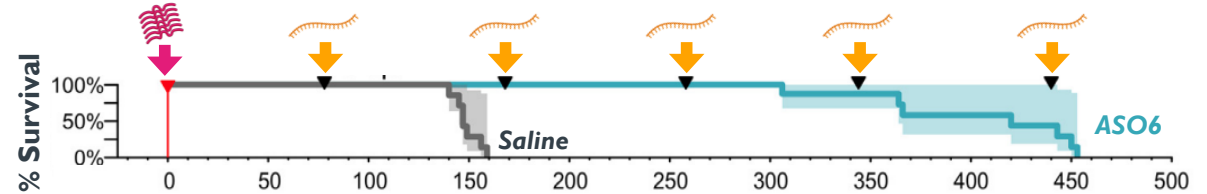
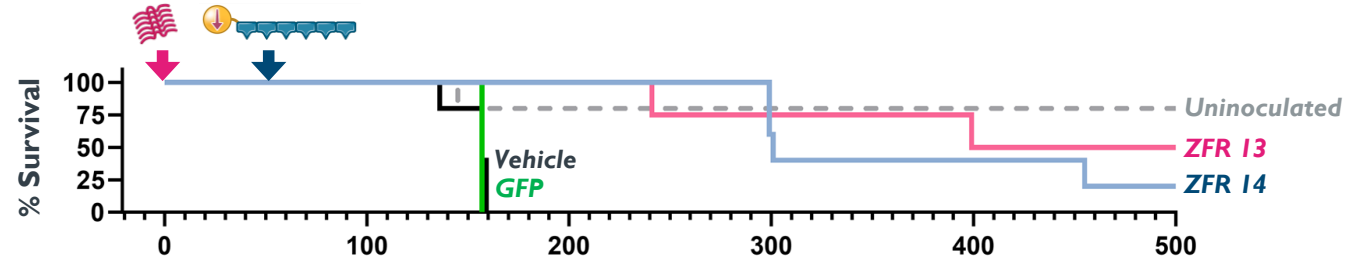


Primary neurons



ZFR \*\*  
60 dpi \*\*\*

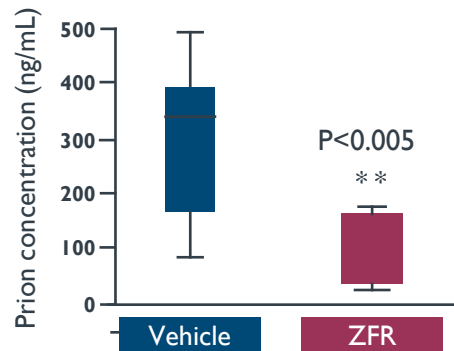
ASO\*  
78, 168, 258,  
348, 438 dpi



## Reduction of CSF biomarker

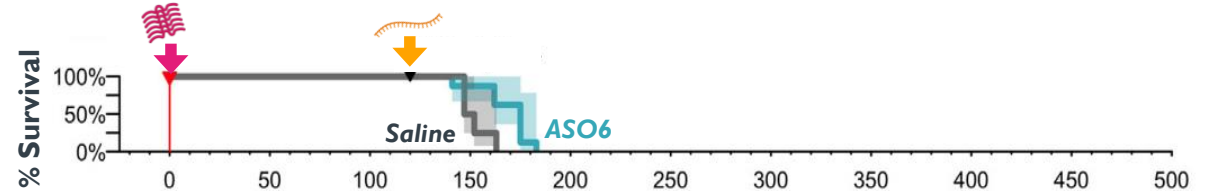
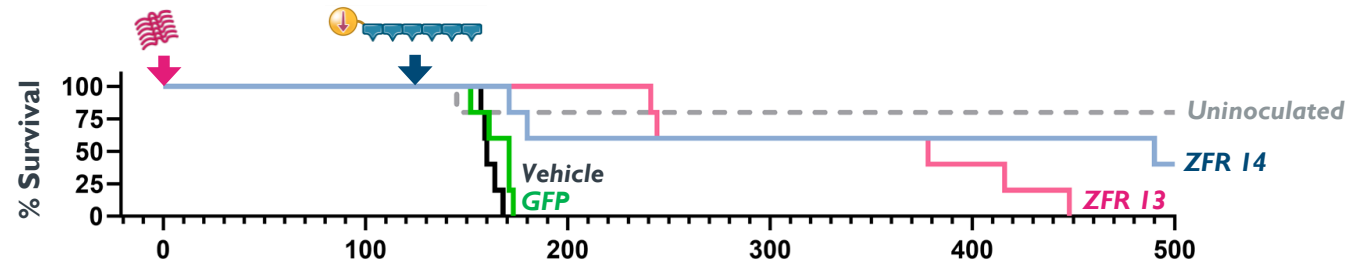


CSF



ZFR \*\*  
122 dpi

ASO\*  
120 dpi



# The prion program continues to advance towards CTA

## Summary

- Clinical lead ZFR with >95% prion reduction per cell, no off-targets, and exceptional potency *in vitro* and *in vivo*
- Target engagement, durability and safety demonstrated in mouse and NHP studies
- Best-in-disease efficacy in gold standard survival model (Misfolded PrP<sup>Sc</sup> infected mice)
- CTA-enabling activities advance for Sangamo's program to treat prion disease, leveraging the novel STAC-BBB capsid – CTA expected Q4 2025

## Activity, Status



## Models

Human cell line Mouse cell line Human fibroblasts	Human iPSC neurons Mouse neurons	Wildtype mice <i>hPRNP</i> mice	PrP <sup>Sc</sup> survival model @ -21, 60, or 120 days post infection	Cynomolgus NHP, IV administration
---	-------------------------------------	------------------------------------	---	--------------------------------------

## Endpoints

<i>PRNP</i> mRNA Transcriptomics	<i>PRNP</i> mRNA Transcriptomics PrP protein	<i>PRNP</i> mRNA Transcriptomics PrP protein (tissue) PrP protein (CSF) Single-cell ISH/IHC Tolerability	Survival Plasma NfL PrP pathology PrP mRNA & protein Single-cell ISH/IHC Safety/pathology	<i>Prnp</i> , ZFR mRNA Single-cell ISH/IHC Biodistribution Safety/pathology
-------------------------------------	--	---	--	--

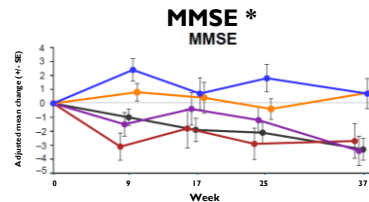
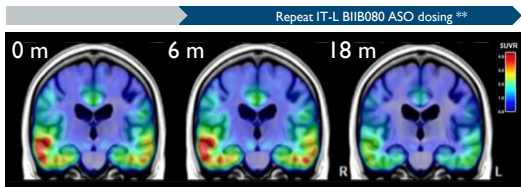
# Neurodegenerative diseases, driven by tau pathology, impact millions of people globally

Leverages STAC-BBB delivery capsid. Targets a very large patient population with high unmet medical need. Unlocks multiple tauopathy indications, in addition to Alzheimer's disease.

## Tauopathy disorders span indications including:

- AD – Alzheimer's disease
- PSP – Progressive supranuclear palsy
- FTD – Frontotemporal dementia
- CTE – Chronic traumatic encephalopathy
- CBS – Corticobasal syndrome
- LBD – Lewy body disease ( + alpha synuclein)

## Lowering tau expression can reverse established tau pathology and potentially halt AD progression in humans



## Sangamo's approach is differentiated in several important ways



ZFR



ASO

All tau forms targeted at the source, inside neurons



One-time, IV administration



All brain regions = all tauopathy indications



Cell-type specificity, restricted to CNS cell types



Rapid pharmacokinetics, 100% single-cell potency

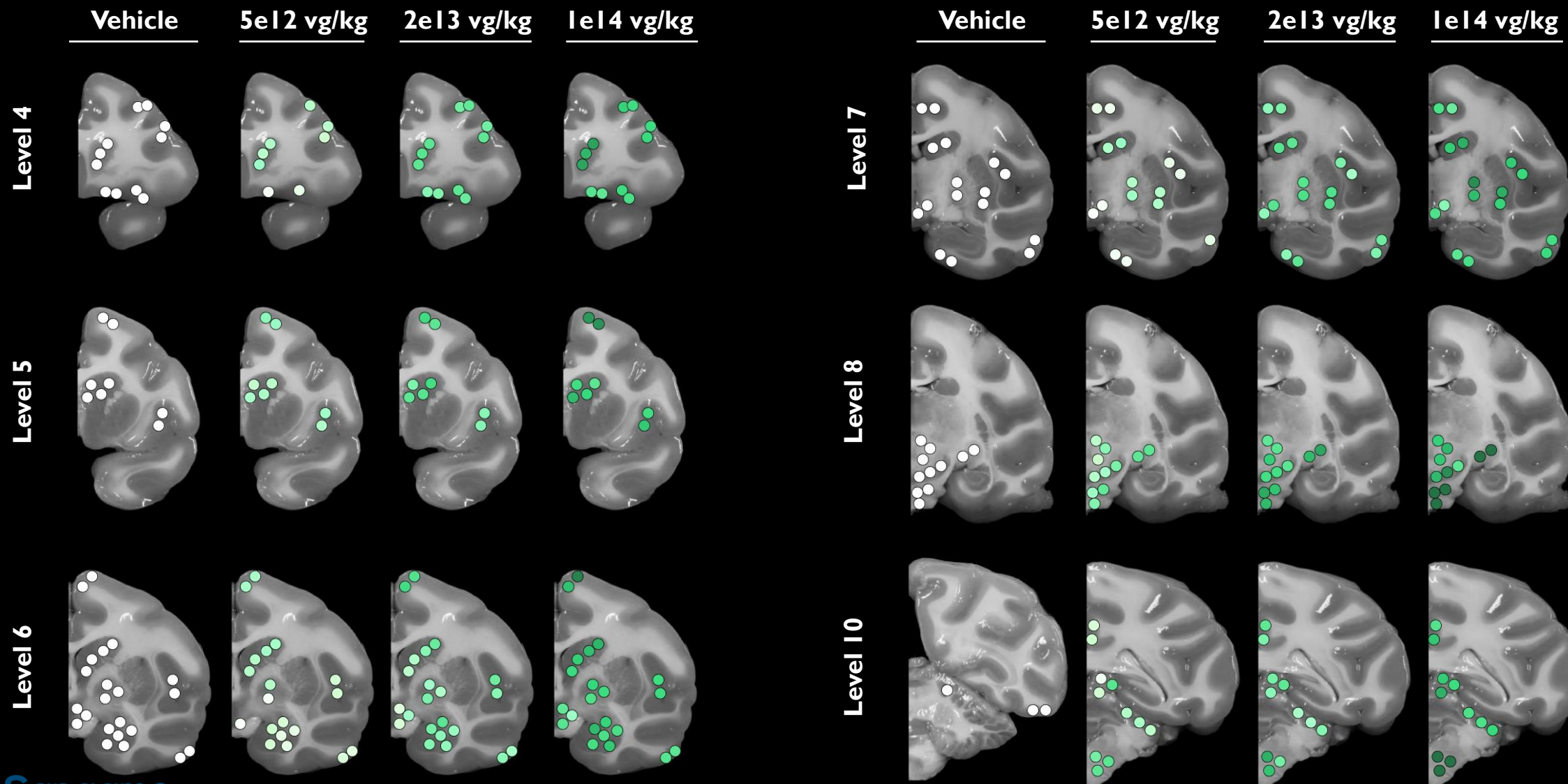
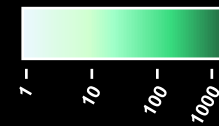


\* Biogen, Clinical Trials in Alzheimer's Disease (CTAD) 2023

\*\* Ionis October 2023 Innovation Day

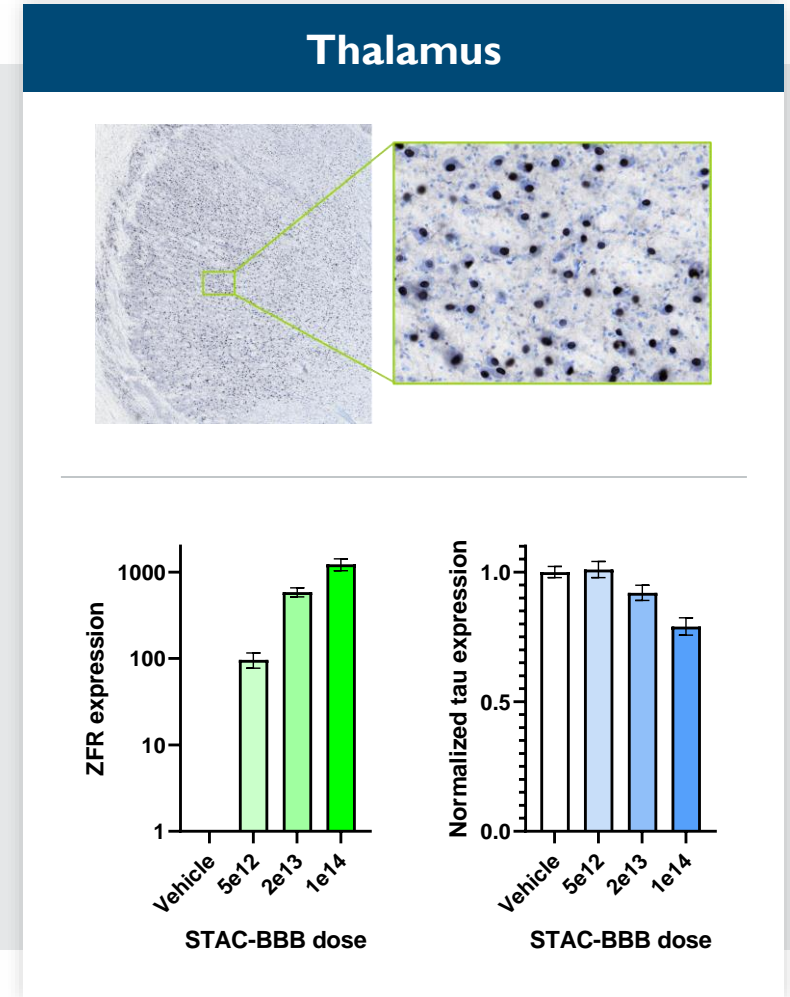
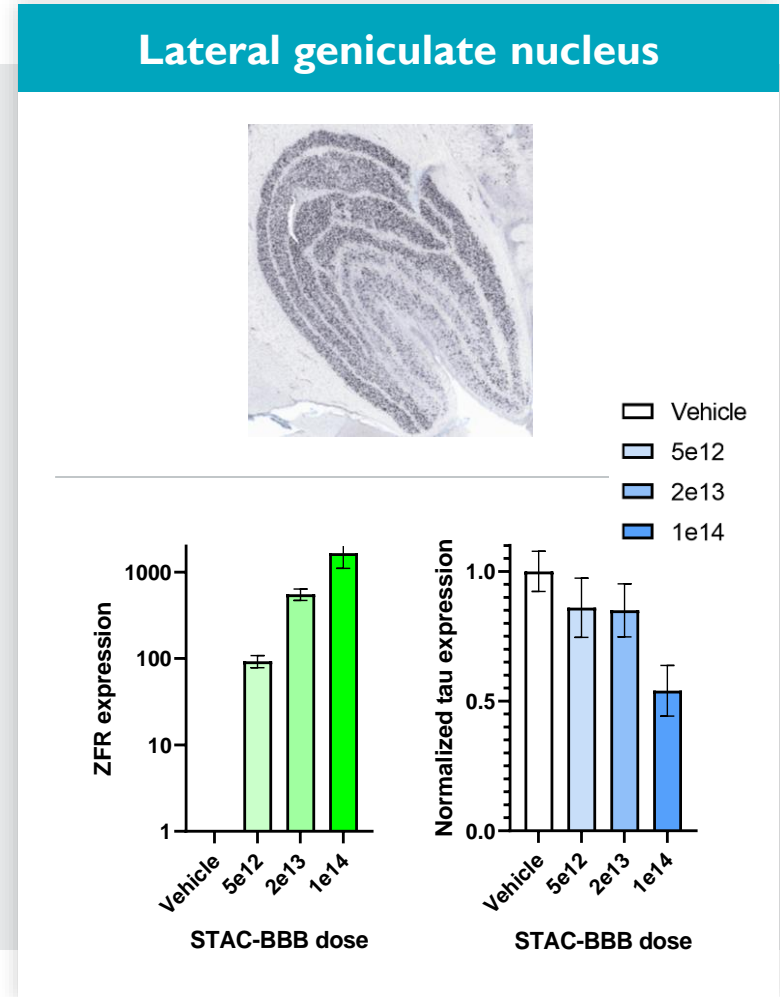
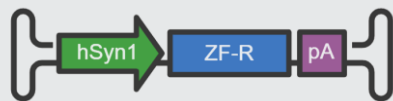
# STAC-BBB mediates a clear dose response curve for tau ZFR expression throughout NHP brain

ZFR transcripts per ng RNA



# ZFR expression results in dose-dependent tau mRNA repression in bulk analysis of key brain regions

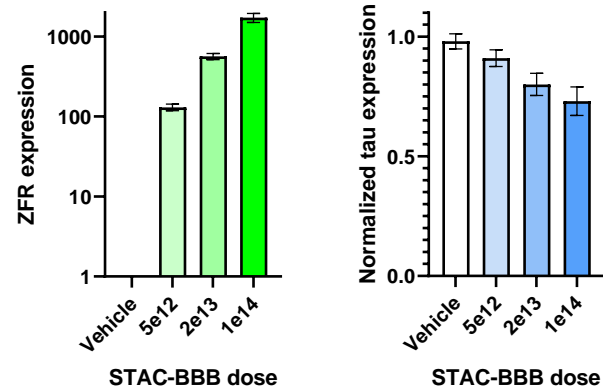
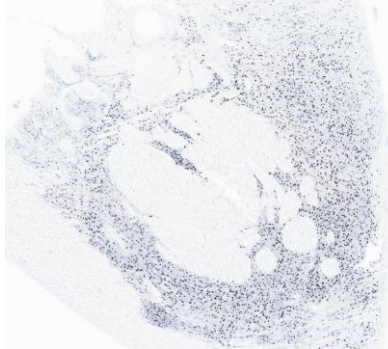
- Mean expression levels show a dose response for ZFR expression and tau mRNA repression in neurons
  - Bulk analysis includes all cell types and all punches for that region
- Neuronal tau is key to disease progression in tauopathies
- Tau ZFR is expressed only in neurons (Synapsin promoter)



Chromogenic IHC images from reporter arm  
Bulk analysis of brain punches, normalized to vehicle

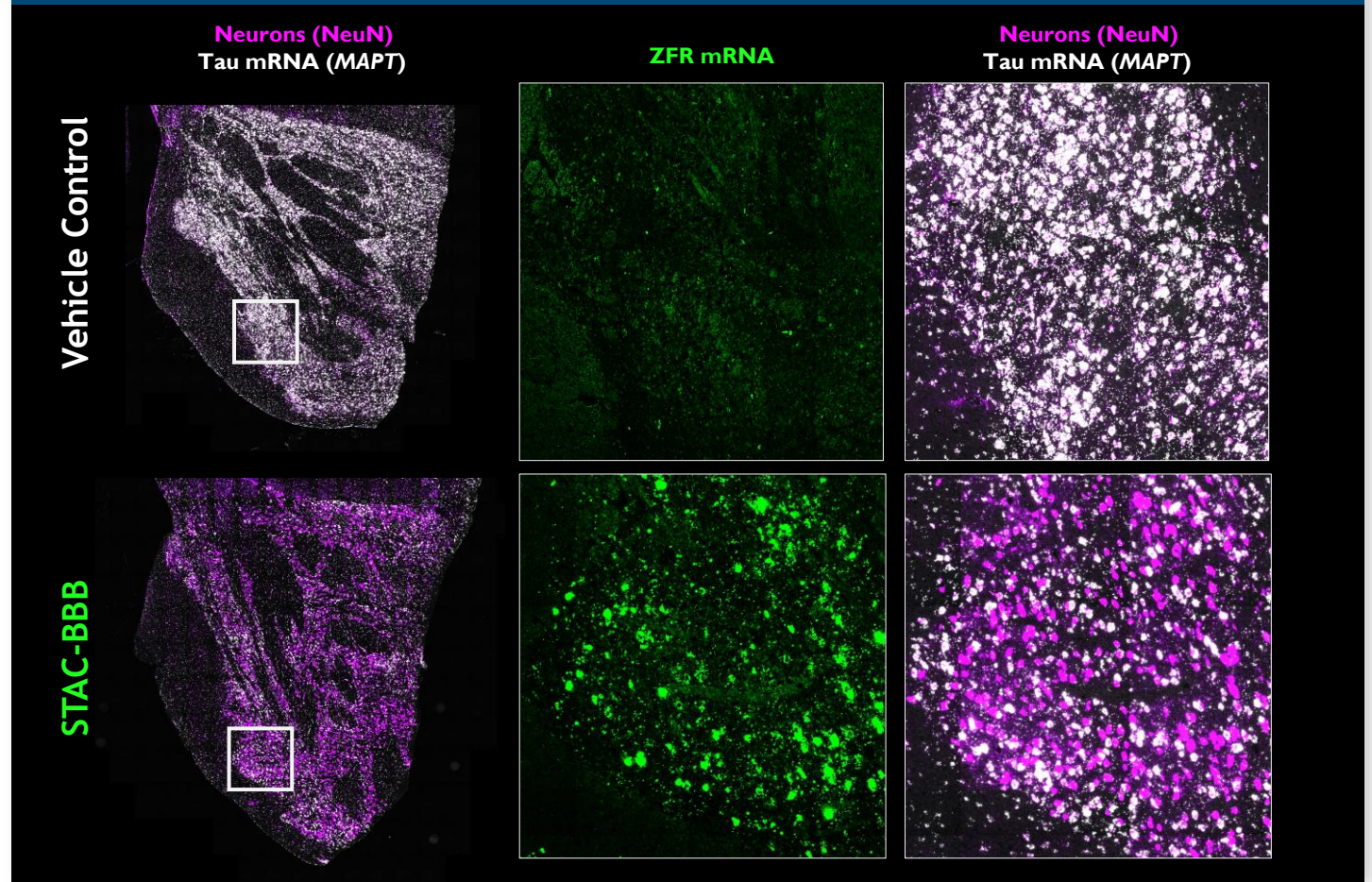
# STAC-BBB mediated bulk tau repression translates to potent neuronal suppression at the single cell level

## Pons: Bulk ZFR and tau mRNA



Chromogenic IHC image from reporter arm  
Bulk analysis of brain punches, normalized to vehicle

## Pons: Single-cell ZFR and tau mRNA



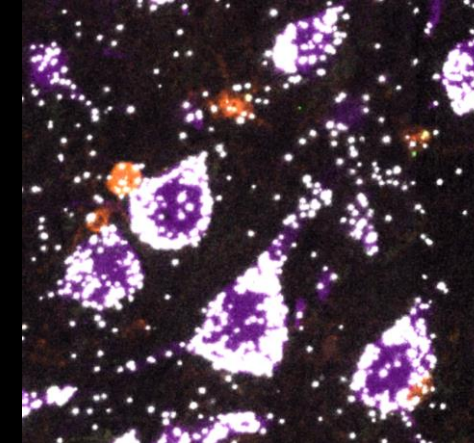
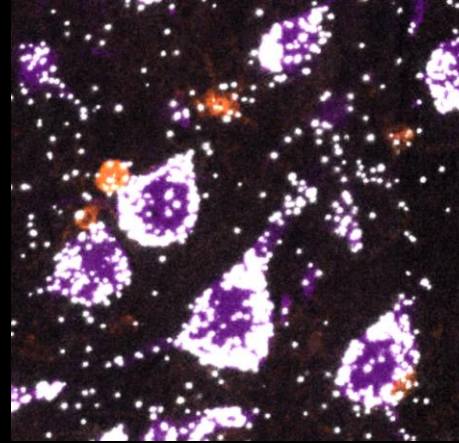
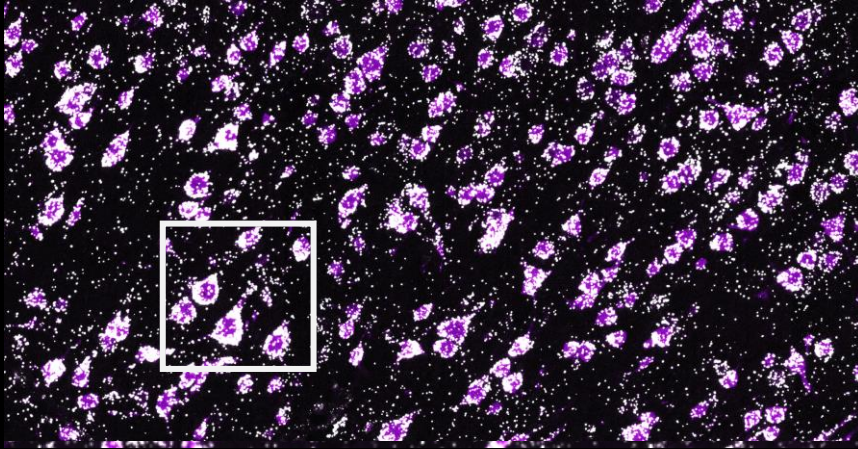
Multiplexed RNAscope ISH / IHC assay for NeuN, MAPT mRNA, and ZFR mRNA  
1e14 vg/kg dose, 28 days post administration



# Single cell analysis also shows potent and selective repression of neuronal tau in the motor cortex

In control animals, tau mRNA is detected in neurons and glia. No ZFR is detected.



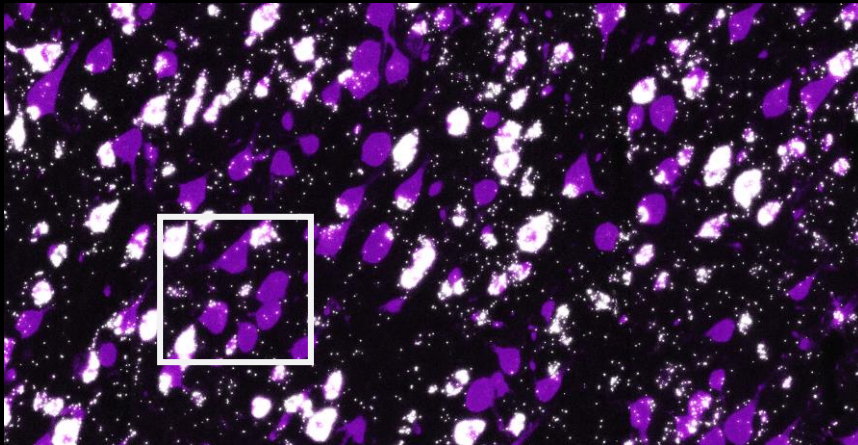
Vehicle Control



Glia (S100 $\beta$ )  
ZFR mRNA  
Neurons (NeuN)  
Tau mRNA (MAPT)

STAC-BBB mediates ZFR expression and potent tau mRNA repression in neurons

STAC-BBB



Multiplexed RNAscope ISH / IHC assay for NeuN, S100 $\beta$ , MAPT mRNA, and ZFR mRNA  
1e14 vg/kg dose, 28 days post administration

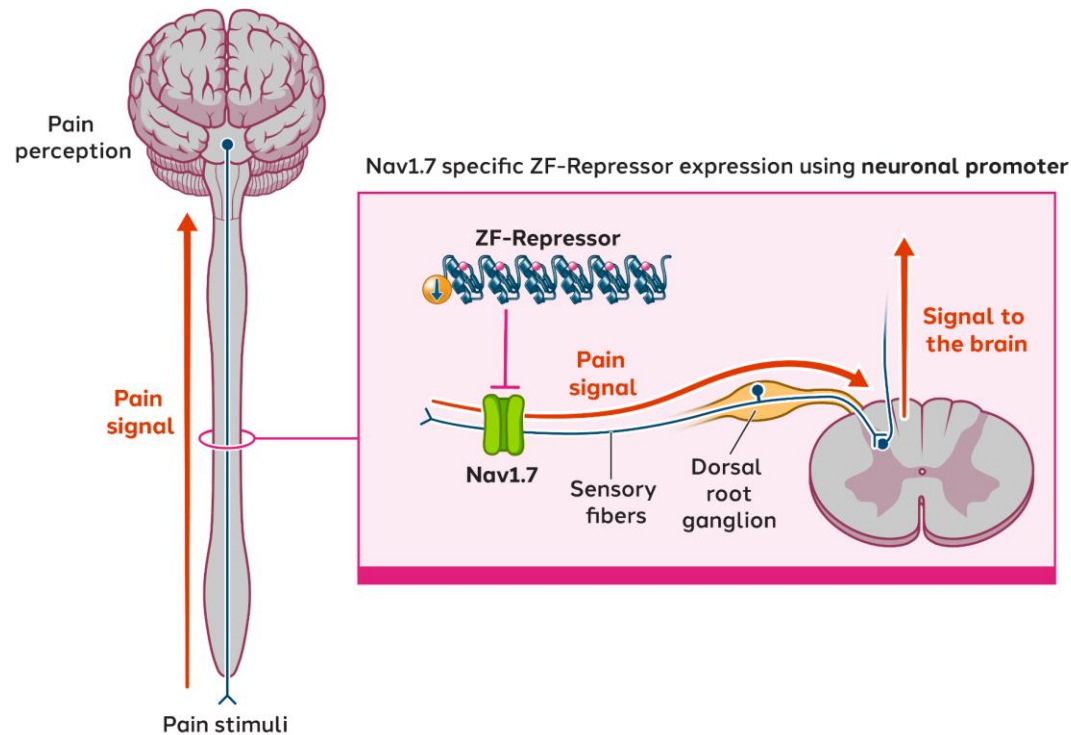


# Balancing Risk Through a Diversified Delivery Approach

---

# Urgent need for novel chronic neuropathic pain therapeutics

Leverages an AAV delivery capsid already in the clinic. Targets a gene validated by human genetics. Targets a patient population with high unmet medical need. Gateway to additional indications.

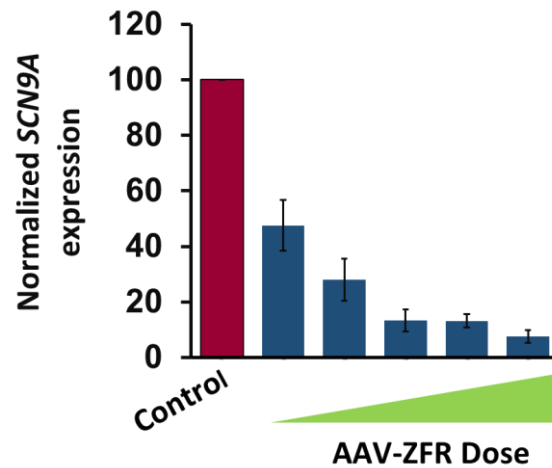


- Nav1.7 is a voltage gated sodium channel expressed in the Dorsal Root Ganglion (DRG)
- Alterations in Nav1.7 activity **directly regulate pain levels** in several genetic disorders
- Blocking Nav1.7 in the DRG is expected to prevent the **transmission of nociceptive pain signals** to the brain
- This allows us to target multiple **neuropathic pain indications**, regardless of the cause of the pain
- Reducing pain by inhibiting Nav1.7 is not predicted to be associated with **any neurological side effects**

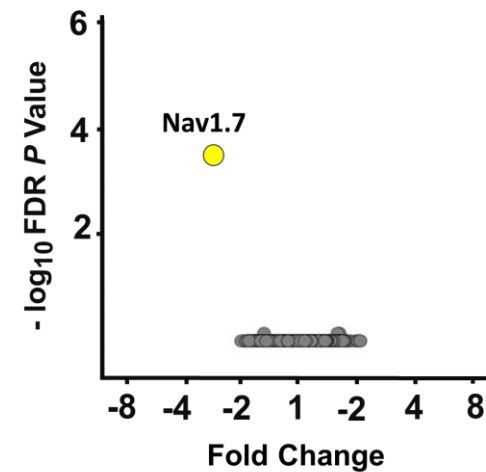
# Zinc finger repressors potently reduce Nav1.7 in human neurons with exquisite and maximal specificity



Potent and dose-dependent repression of *SCN9A* gene, which encodes Nav1.7

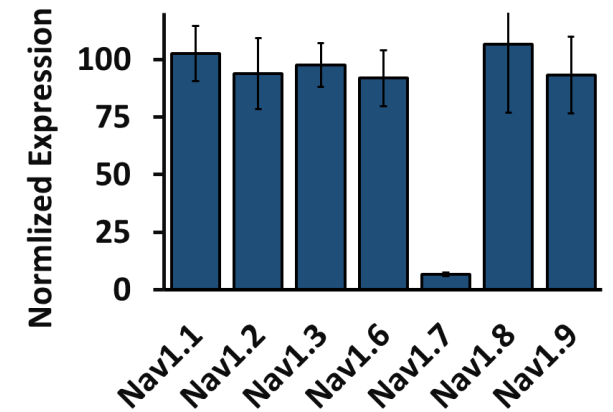


Selective repression of *SCN9A* as shown by global genomic analysis



Differential expression of 20,000 genes was evaluated

Specific repression of Nav1.7 without impacting other sodium channels



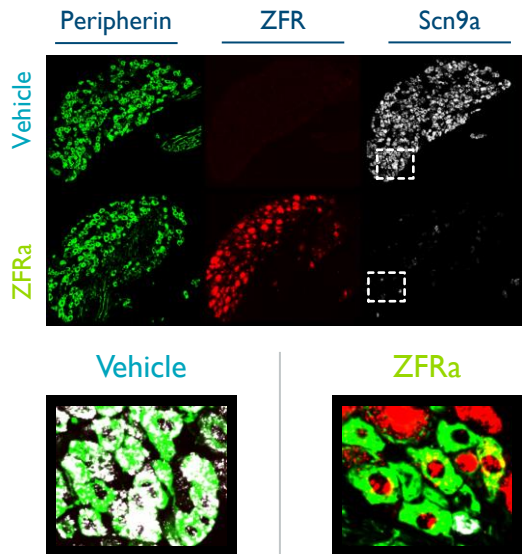
# Nav1.7 repressors reverse neuropathic pain in preclinical models

IND-enabling activities continue to advance in the Nav1.7 program to treat chronic neuropathic pain.

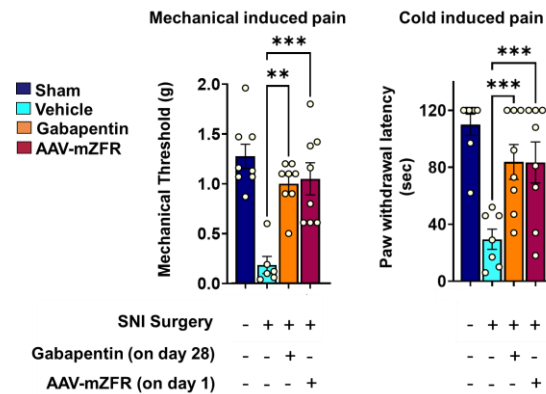
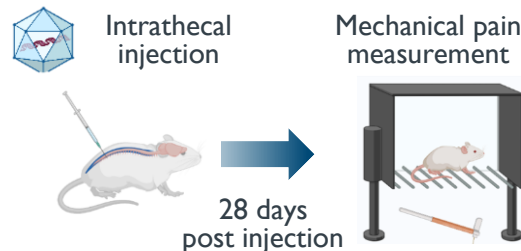
## Potent Scn9a mRNA repression in mouse DRG neurons



Intrathecal injection,  
4 weeks

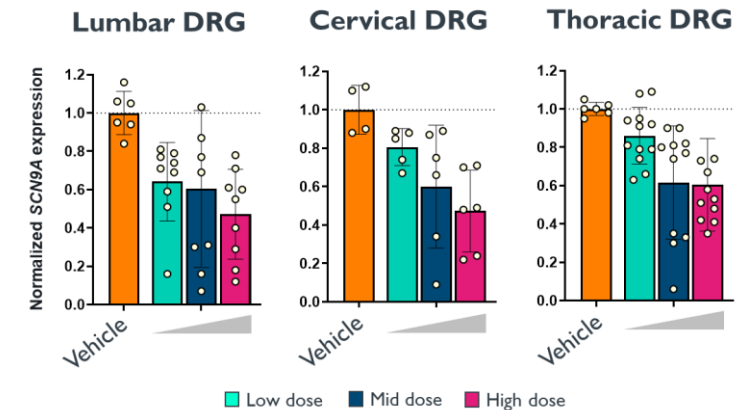


## Full restoration of mechanical and cold induced pain responses in mZFR-treated mice



Gabapentin was administered one hour before measurement  
\*\* $p < 0.01$ , \*\*\* $p < 0.001$  vs Vehicle group

## hZFR repressed SCN9A by up to 40-60% at the bulk tissue level across a 100-fold dose range



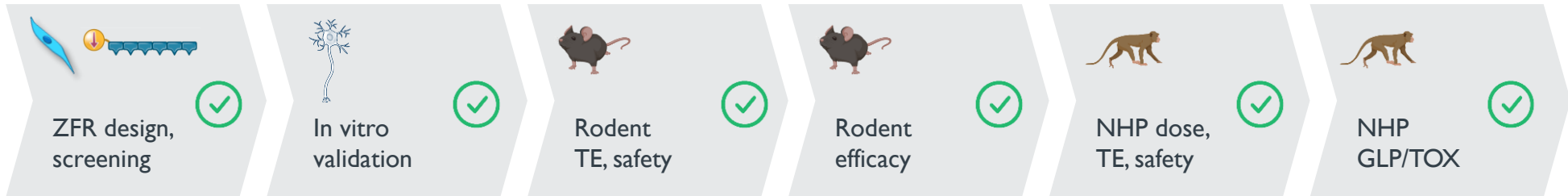
- Well tolerated across a 100x dose range
- No clinical signs of toxicity or clinical pathology findings
- No adverse macroscopic findings; minimal-mild DRG findings, not considered dose-limiting

# The Nav1.7 program activities continue to advance

## Summary

- Clinical lead ZFR with >95% Nav1.7 reduction per cell, no off-targets, and exceptional potency *in vitro* and *in vivo*
- Target engagement, efficacy, durability, and safety and rescue of pain hypersensitivity in a mouse model of neuropathic pain
- Clinical candidate ZFR repressed Nav1.7 mRNA by up to 40-60% at the bulk DRG level across a 100-fold dose range in the NHPs
- Clinical lead ZFR was well tolerated at all doses tested and not associated with any in-life clinical or neurological observations, with minimal adverse microscopic findings
- Submitted IND application to FDA in Q4 2024 for ST-503 for the treatment of intractable pain due to idiopathic small fiber neuropathy (iSFN)

## Activity, Status




  
IND submitted Q4 2024

## Models

Human cell line Mouse cell line	Human iPSC neurons Mouse neurons	Wildtype mice	SNI pain model - 4 weeks post dosing	1-month Cynomolgus NHP	3- and 6- month Cynomolgus NHP
------------------------------------	-------------------------------------	---------------	--------------------------------------	------------------------	--------------------------------

## Endpoints

Nav1.7 mRNA Transcriptomics	<ul style="list-style-type: none"> <li>• Nav1.7, ZFR, and other Nav channel mRNA</li> <li>• Transcriptomics</li> <li>• Nav1.7 function</li> </ul>	<ul style="list-style-type: none"> <li>• Nav1.7 mRNA</li> <li>• Transcriptomics</li> <li>• Tolerability</li> </ul>	<ul style="list-style-type: none"> <li>• Mechanical and cold induced pain</li> <li>• Nav1.7, ZFR mRNA</li> <li>• Single-cell ISH/IHC</li> <li>• Safety and behavior</li> </ul>	<ul style="list-style-type: none"> <li>• Nav1.7, ZFR and other Nav mRNA</li> <li>• Single-cell ISH/IHC</li> <li>• Biodistribution</li> <li>• Immunogenicity</li> <li>• Safety/pathology</li> </ul>	<ul style="list-style-type: none"> <li>• Nav1.7, ZFR mRNA</li> <li>• Biodistribution</li> <li>• Toxicokinetics</li> <li>• Immunogenicity</li> <li>• Safety/pathology</li> </ul>
--------------------------------	---	--	--	--	---

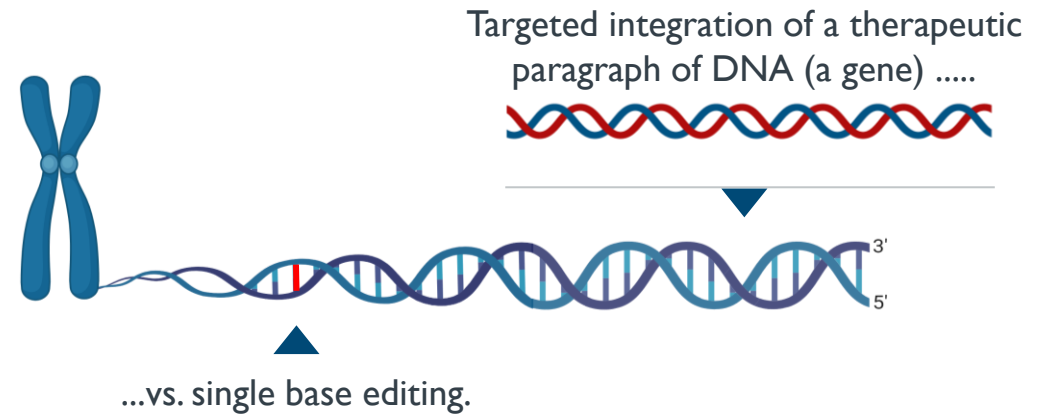


# Advancing Next-Generation Genome Engineering

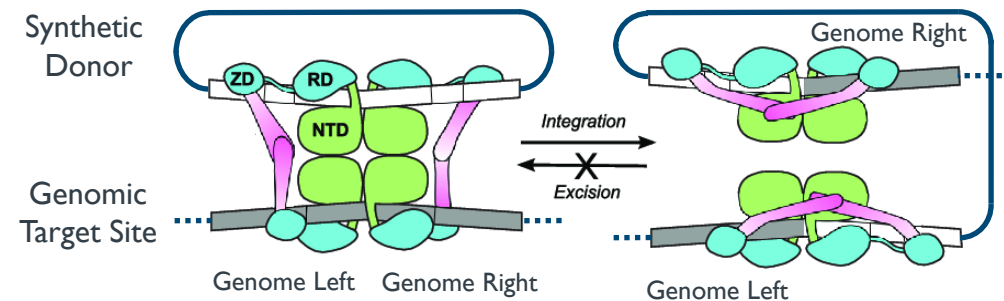
# What is an integrase and why is it important?

## Targeted integration enables large scale genome editing

- ✓ Capable of delivering large payloads - 10 kb+
- ✓ No copying required - low error rate
- ✓ Self sufficient - no dependence on cell DNA repair machinery
- ✓ No DNA breaks - reduced translocation risk



### BxbI Integration Mechanism

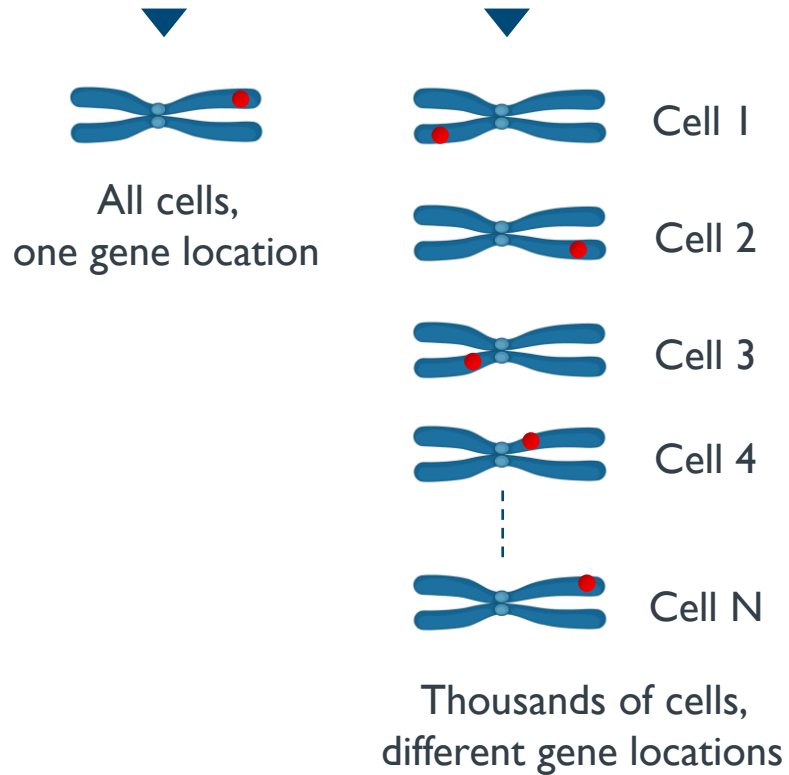


Adapted from Gupta et al., NAR (2017)  
doi: 10.1093/nar/gkx474

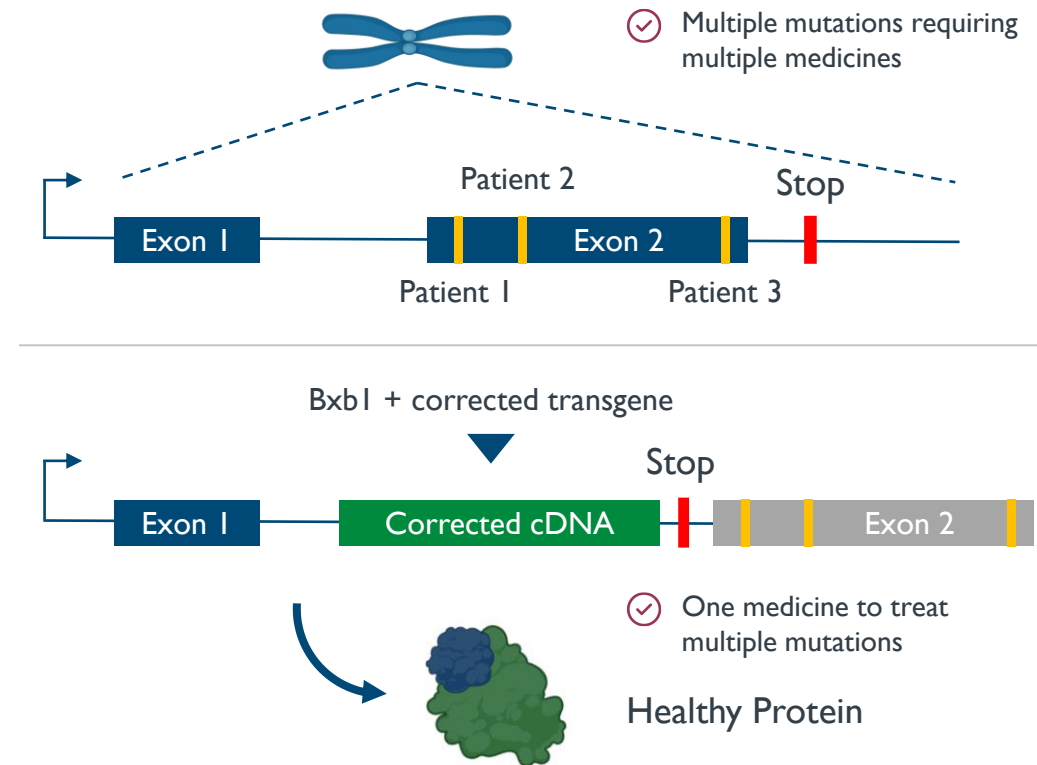


# Targeted integration improves existing therapies, and enables new therapies

## Targeted vs. Random Integration



## One medicine vs. multiple variants for each mutation



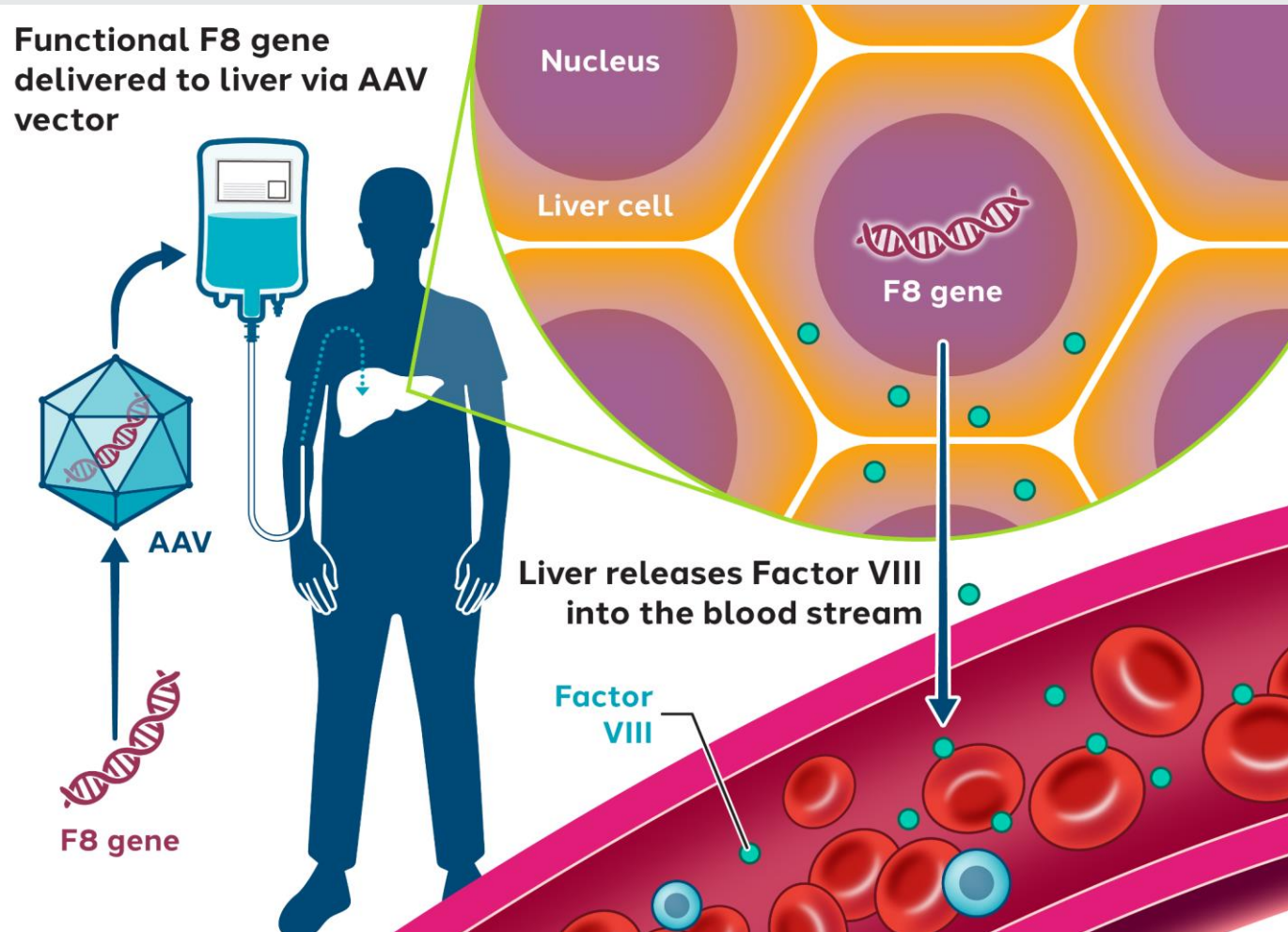
Images by Biorender

# Optimizing Value of Clinical Programs



# Hemophilia A: giroctocogene fitelparvovec (Pfizer)

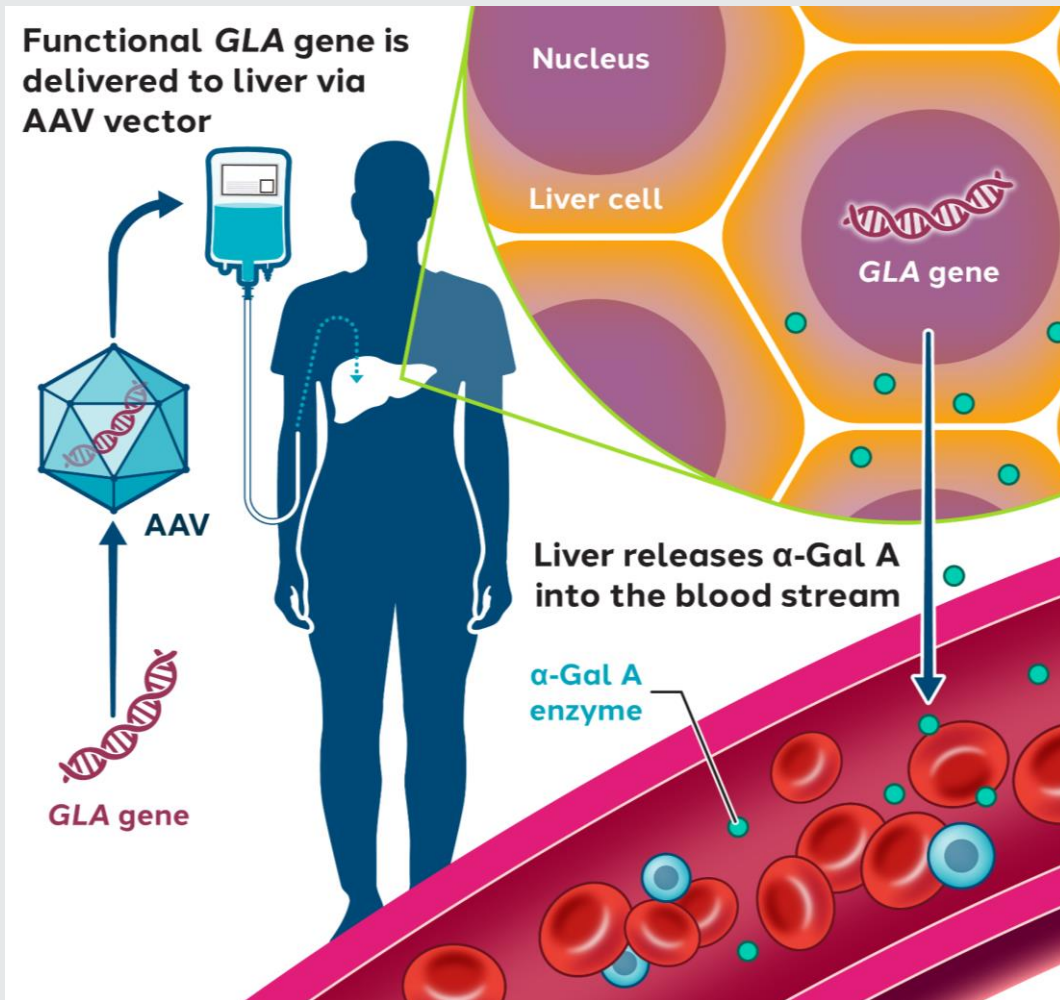
*Highly compelling readout for Phase 3 AFFINE trial*



- Pfizer reported positive topline results from the Phase 3 AFFINE trial in July 2024, which met primary and key secondary endpoints.
- Phase 3 data to be presented at ASH via platform and poster presentations in December 2024.
- Pfizer is discussing these data with regulatory authorities.
- Potential to generate up to **\$220 million in remaining milestone payments\*** upon the achievement of certain regulatory and commercial milestones and 14-20% royalties on potential sales from this program, if approved and commercialized\*\*

# Fabry Disease: isargalgagene civaparvovec (ST-920)

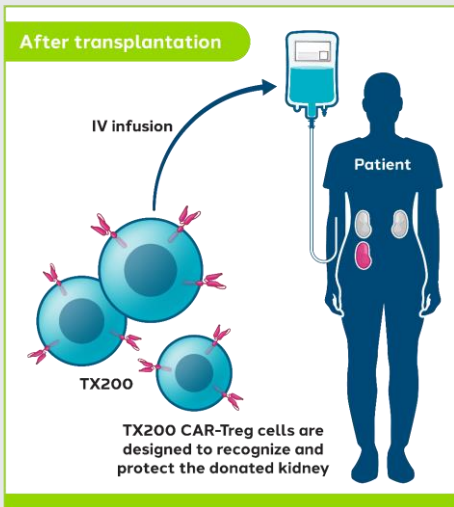
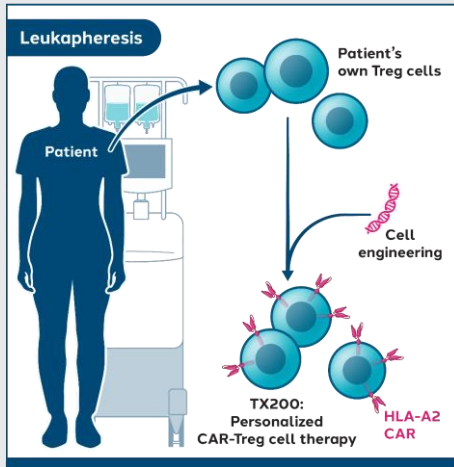
*Abbreviated clinical pathway supports efforts to secure a collaboration partner*



- Largest gene therapy program in Fabry disease
  - Dosing complete in Phase 1/2 STAAR study (33 patients)
  - All 18 patients that started the study on ERT are off ERT\*
- Compelling clinical data
  - Continue to amass encouraging clinical data, including promising preliminary evidence of improved kidney function.
  - In 18 patients treated >1yr, observed a statistically significant positive mean annualized eGFR slope.
- FDA alignment on Accelerated Approval pathway
  - FDA confirms that eGFR slope data at one year across all Phase 1/2 patients can serve as primary basis for accelerated approval, avoiding need for additional registrational study.
  - Potential BLA expected 2H 2025.
- Held productive meeting with EMA on regulatory pathway
- Has EMA PRIME eligibility and UK MHRA ILAP status

# CAR-Treg cell therapy

*Seeking collaboration partner or direct investment*



- Dosing complete in Phase I/2 STEADFAST study of TX200 for the prevention of immune mediated rejection in HLA A2 mismatched kidney transplantation, with eight patients dosed in total
- The product candidate continues to be generally well tolerated in all patients dosed\*
- Continue seeking a potential collaboration partner or external investment in the autologous CAR-Treg cell therapy programs

# Sangamo is a differentiated genomic medicine company focused on treating debilitating neurological diseases



**Potent zinc finger epigenetic regulation technology**, with neurology programs advancing towards the clinic



**Industry-leading AAV capsid discovery platform** enabling non-invasive intrathecal and intravenous delivery to the brain



Powerful research platform **continually innovates in new modes of genome modulation** to support value creation for both wholly owned programs and potential partners



Successful partnership track record with up to \$220 million in potential milestone payments\* expected from Pfizer. **Clear regulatory pathway to Accelerated Approval** agreed with FDA in Fabry disease, with partner discussions ongoing.

SHARP STRATEGIC FOCUS IN NEUROLOGY

OPTIMIZING ASSET VALUE